

Common File Format & Media Formats Specification

Version 2.2 31 July 2015

Common File Format & Media Formats Specification Version 2.2

Notice:

As of the date of publication, this document is a release candidate specification subject to DECE Member review and final adoption by vote of the Management Committee of DECE in accordance with the DECE LLC Operating Agreement. Unless there is notice to the contrary, this specification will become an adopted "Ecosystem Specification" on 15 September 2015.

THIS DOCUMENT IS PROVIDED "AS IS" WITH NO WARRANTIES WHATSOEVER, INCLUDING ANY WARRANTY OF MERCHANTABILITY, NONINFRINGEMENT, FITNESS FOR ANY PARTICULAR PURPOSE, OR ANY WARRANTY OTHERWISE ARISING OUT OF ANY PROPOSAL, SPECIFICATION OR SAMPLE. Digital Entertainment Content Ecosystem (DECE) LLC ("DECE") and its members disclaim all liability, including liability for infringement of any proprietary rights, relating to use of information in this specification. No license, express or implied, by estoppel or otherwise, to any intellectual property rights is granted herein.

This document is subject to change under applicable license provisions, if any.

Copyright © 2009-2015 by DECE. Third-party brands and names are the property of their respective owners.

Optional Implementation Agreement:

In addition to the UltraViolet License Agreements which cover implementation of the DECE Ecosystem Specifications within the UltraViolet Ecosystem, DECE offers an optional license agreement relating to the implementation of this document outside the Ecosystem ("RAND Agreement"). Entities executing the optional RAND Agreement receive the benefit of the commitments made by DECE's members to license on reasonable and nondiscriminatory terms their patent claims necessary to the implementation of this document in exchange for a comparable patent licensing commitment. Copies of the license agreements are available at the DECE web site referenced below.

Contact Information:

Licensing and contract inquiries and requests should be addressed to us at:

<http://www.uvvu.com/uv-for-business>

Common File Format & Media Formats Specification Version 2.2

Contents

1	Introduction	15
1.1	Scope.....	15
1.2	Document Organization.....	15
1.3	Document Notation and Conventions.....	15
1.4	Normative References.....	16
1.4.1	DECE References	16
1.4.2	External References	16
1.5	Informative References.....	19
1.6	Terms, Definitions, and Acronyms.....	19
1.7	Architecture (Informative).....	23
1.7.1	Media Layers.....	24
1.7.2	Common File Format.....	24
1.7.3	Track Encryption and DRM support	25
1.7.4	Video Elementary Streams.....	25
1.7.5	Audio Elementary Streams	25
1.7.6	Subtitle Elementary Streams.....	26
1.7.7	Media Profiles and Delivery Targets.....	26
2	The Common File Format.....	27
2.1	Common File Format	27
2.1.1	Digital CFF Container Structure	31
2.1.2	DCC Header.....	32
2.1.3	DCC Movie Fragment.....	35
2.1.4	DCC Footer	38
2.2	Extensions to ISO Base Media File Format	40
2.2.1	Standards and Conventions.....	40
2.2.2	Content Information Box (‘coin’).....	42
2.2.3	AVC NAL Unit Storage Box (‘avcn’).....	44
2.2.4	Trick Play Box (‘trik’).....	45

Common File Format & Media Formats Specification Version 2.2

2.2.5	Clear Samples within an Encrypted Track.....	46
2.2.6	Storing Sample Auxiliary Information in a Sample Encryption Box.....	47
2.3	Constraints on ISO Base Media File Format Boxes.....	48
2.3.1	File Type Box (‘ftyp’).....	48
2.3.2	Movie Header Box (‘mvhd’).....	48
2.3.3	Handler Reference Box (‘hdlr’) for Common File Metadata	48
2.3.4	XML Box (‘xml’) for Common File Metadata	48
2.3.5	Track Header Box (‘tkhd’).....	49
2.3.6	Media Header Box (‘mdhd’).....	49
2.3.7	Video Media Header (‘vmhd’).....	50
2.3.8	Sound Media Header (‘smhd’).....	50
2.3.9	Subtitle Media Header Box (‘sthd’).....	50
2.3.10	Data Reference Box (‘dref’).....	50
2.3.11	Sample Description Box (‘stsd’).....	51
2.3.12	Protection Scheme Information Box (‘sinf’).....	51
2.3.13	Decoding Time to Sample Box (‘stts’).....	51
2.3.14	Sample to Chunk Box (‘stsc’).....	51
2.3.15	Sample Size Boxes (‘stsz’ or ‘stz2’)	51
2.3.16	Chunk Offset Box (‘stco’).....	52
2.3.17	Track Extends Box (‘trex’).....	52
2.3.18	Movie Fragment Header Box (‘mfhd’)	52
2.3.19	Track Fragment Header Box (‘tfhd’)	52
2.3.20	Track Fragment Run Box (‘trun’).....	53
2.3.21	Segment Index Box (‘sidx’).....	53
2.3.22	Media Data Box (‘mdat’).....	53
2.3.23	Track Fragment Random Access Box (‘tfra’)	53
2.4	Inter-track Synchronization.....	54
2.4.1	Mapping media timeline to presentation timeline.....	54
2.4.2	Adjusting audio sync frame boundary misalignments	54

Common File Format & Media Formats Specification Version 2.2

3	Encryption of Track Level Data.....	55
3.1	Multiple DRM Support (Informative).....	55
3.2	Track Encryption.....	56
4	Video Elementary Streams.....	57
4.1	Introduction.....	57
4.2	Data Structure for Video Track.....	57
4.2.1	Track Header Box ('tkhd').....	57
4.2.2	Sample Description Box ('stsd').....	57
4.2.3	Track Fragment Run Box ('trun').....	58
4.2.4	Movie Fragment Box ('moof').....	58
4.2.5	Access Unit.....	58
4.2.6	Random Access Points.....	59
4.3	AVC.....	59
4.3.1	Storage of AVC Elementary Streams.....	59
4.3.2	Constraints on [AVC] Elementary Streams.....	60
4.4	HEVC.....	63
4.4.1	Storage of HEVC Elementary Streams.....	63
4.4.2	Constraints on [HEVC] Elementary Streams.....	63
4.5	Sub-sampling and Cropping.....	66
4.5.1	Sub-sampling.....	66
4.5.2	Cropping to Active Picture Area.....	68
4.5.3	Relationship of Cropping and Sub-sampling.....	68
4.5.4	Dynamic Sub-sampling.....	72
5	Audio Elementary Streams.....	74
5.1	Introduction.....	74
5.2	Data Structure for Audio Track.....	74
5.2.1	Track Header Box ('tkhd').....	74
5.2.2	Movie Fragment Box ('moof').....	74
5.2.3	Sync Sample Box ('stss').....	74

Common File Format & Media Formats Specification Version 2.2

5.2.4	Handler Reference Box (‘hdlr’)	75
5.2.5	Sound Media Header Box (‘smhd’)	75
5.2.6	Sample Description Box (‘stsd’)	75
5.2.7	Shared elements of AudioSampleEntry	76
5.3	MPEG-4 AAC Formats	77
5.3.1	General Consideration for Encoding	77
5.3.2	MPEG-4 AAC LC [2-Channel]	78
5.3.3	MPEG-4 HE AAC V2 [5.1, 7.1-Channel]	80
5.3.4	MPEG-4 HE AAC v2	84
5.3.5	MPEG-4 HE AAC v2 with MPEG Surround	87
5.4	MPEG-H 3D Audio Format	89
5.4.1	Storage of MPEG-H 3D Audio Elementary Streams	89
5.4.2	MPEG-H 3D Audio Elementary Stream Constraints	89
5.5	AC-3, Enhanced AC-3, MLP, AC-4 and DTS Format Timing Structure	90
5.6	Dolby Formats	90
5.6.1	AC-3 (Dolby Digital)	90
5.6.2	Enhanced AC-3 (Dolby Digital Plus)	93
5.6.3	MLP (Dolby TrueHD)	98
5.6.4	AC-4	100
5.7	DTS Formats	100
5.7.1	Storage of DTS elementary streams	100
5.7.2	Restrictions on DTS Formats	108
6	Subtitle Elementary Streams	110
6.1	Overview	110
6.2	CFF-TT Format	111
6.2.1	Definition	111
6.2.2	CFF-TT Text Encoding	111
6.2.3	CFF Timed Text Profiles	111
6.2.4	CFF-TT Coordinate Plane	122

Common File Format & Media Formats Specification Version 2.2

6.2.5	CFF-TT External Time Interval.....	124
6.3	CFF-TT Subtitle Event and Video Frame Synchronization.....	124
6.4	CFF-TT Encoded Image Format.....	124
6.5	CFF-TT Structure	124
6.5.1	Track Format	124
6.5.2	Sample Format	125
6.6	CFF-TT Hypothetical Render Model.....	126
6.6.1	Functional Model.....	127
6.6.2	Timing Model.....	128
6.6.3	Image Subtitles.....	132
6.6.4	Text Subtitles	133
6.6.5	Constraints.....	137
6.7	Data Structure for CFF-TT Track	137
6.7.1	Introduction	137
6.7.2	Track Header Box (‘tkhd’).....	137
6.7.3	Movie Fragment Box (‘moof’).....	138
6.7.4	Media Header Box (‘mdhd’).....	138
6.7.5	Handler Reference Box (‘hdlr’).....	138
6.7.6	Subtitle Media Header Box (‘sthd’).....	138
6.7.7	Sample Description Box (‘stsd’)	139
6.7.8	Sub-Sample Information Box (‘subs’)	139
6.7.9	Track Fragment Run Box (‘trun’).....	139
6.7.10	Track Fragment Random Access Box (‘tfra’).....	139
6.8	Signaling for CFF-TT Tracks.....	140
6.8.1	Text Subtitle Tracks	140
6.8.2	Image Subtitle Tracks.....	140
6.8.3	Combined Subtitle Tracks	140
6.9	Subtitle Language Considerations.....	141
6.9.1	Overview.....	141

Common File Format & Media Formats Specification Version 2.2

6.9.2	Recommended Unicode Code Points per Subtitle Language	141
6.9.3	Reference Font Family per Subtitle Language	146
6.9.4	Typical Subtitle Practice per Region (Informative)	146
6.10	Closed Caption Subtitles Transcoded from CEA 608 or CEA 708.....	148
Annex A.	CFF Parameters.....	149
Annex B.	Media Profiles	150
B.1.	PD Media Profile	150
B.1.1.	Overview	150
B.1.2.	Constraints on Encryption	150
B.1.3.	Constraints on Video	150
B.1.4.	Constraints on Audio.....	151
B.1.5.	Constraints on Subtitles	152
B.2.	SD Media Profile.....	153
B.2.1.	Overview	153
B.2.2.	Constraints on Encryption	153
B.2.3.	Constraints on Video	153
B.2.4.	Constraints on Audio.....	155
B.2.5.	Constraints on Subtitles	156
B.3.	HD8 Media Profile	157
B.3.1.	Overview	157
B.3.2.	Constraints on Encryption	157
B.3.3.	Constraints on Video	157
B.3.4.	Constraints on Audio.....	158
B.3.5.	Constraints on Subtitles	159
B.4.	HD10 Media Profile	160
B.4.1.	Overview	160
B.4.2.	Constraints on Encryption	160
B.4.3.	Constraints on Video	160
B.4.4.	Constraints on Audio.....	160

Common File Format & Media Formats Specification Version 2.2

B.4.5.	Constraints on Subtitles	161
B.5.	xHD Media Profile	161
B.5.1.	Overview	161
B.5.2.	Constraints on Encryption	161
B.5.3.	Constraints on Video	161
B.5.4.	Constraints on Audio	163
B.5.5.	Constraints on Subtitles	163
B.6.	mUHD8 Media Profile	163
B.6.1.	Overview	163
B.6.2.	Constraints on Encryption	163
B.6.3.	Constraints on Video	163
B.6.4.	Constraints on Audio	164
B.6.5.	Constraints on Subtitles	165
B.7.	mUHD10 Media Profile	166
B.7.1.	Overview	166
B.7.2.	Constraints on Encryption	166
B.7.3.	Constraints on Video	166
B.7.4.	Constraints on Audio	167
B.7.5.	Constraints on Subtitles	167
B.8.	hUHD10 Media Profile.....	168
B.8.1.	Overview	168
B.8.2.	Constraints on Encryption	168
B.8.3.	Constraints on Video	168
B.8.4.	Constraints on Audio	169
B.8.5.	Constraints on Subtitles	169
B.9.	mHDR10 Media Profile Definition.....	170
B.9.1.	Overview	170
B.9.2.	Constraints on Encryption	170
B.9.3.	Constraints on Video	170

Common File Format & Media Formats Specification Version 2.2

B.9.4.	Constraints on Audio	171
B.9.5.	Constraints on Subtitles	171
B.10.	hHDR10 Media Profile Definition	172
B.10.1.	Overview	172
B.10.2.	Constraints on Encryption	172
B.10.3.	Constraints on Video	172
B.11.	Dolby Vision (“DV”) Media Profile Definition.....	173
B.11.1.	Overview	173
B.11.2.	Constraints on Encryption	173
B.11.3.	Constraints on Video	173
B.12.	HDR12 Media Profile Definition.....	175
B.12.1.	Overview	175
B.12.2.	Constraints on Encryption	175
B.12.3.	Constraints on Video	175
Annex C.	Delivery Targets	177
C.1.	General Download Delivery Target Constraints.....	177
C.1.1.	Constraints on File Structure	177
C.1.2.	Constraints on Video	177
C.2.	Multi-Track Download Delivery Target	179
C.2.1.	Overview	179
C.2.2.	Constraints on File Structure	179
C.2.3.	Constraints on Encryption	179
C.2.4.	Constraints on Video	180
C.2.5.	Constraints on Audio	187
C.2.6.	Constraints on Subtitles	188
C.3.	Single-Track Download Delivery Target.....	189
C.3.1.	Overview	189
C.3.2.	Constraints on File Structure	189
C.3.3.	Constraints on Encryption	189

Common File Format & Media Formats Specification Version 2.2

C.3.4.	Constraints on Video	189
C.3.5.	Constraints on Audio.....	190
C.3.6.	Constraints on Subtitles	190
C.4.	Pre-Packaged Delivery Target	191
C.4.1.	Overview	191
C.4.2.	Constraints on File Structure.....	191
C.4.3.	Constraints on Video	191
C.5.	Streaming Delivery Target.....	192
C.5.1.	Overview	192
C.5.2.	Constraints on File Structure.....	192
C.5.3.	Constraints on Encryption	192
C.5.4.	Constraints on Video	193
C.5.5.	Constraints on Audio.....	193
C.5.6.	Constraints on Subtitles	194
C.5.7.	Constraints on Adaptation Sets.....	194
Annex D.	Internet Media Type Template and Parameters	196
Annex E.	The DECE File Format	197
E.1.	DECE File Format	197
E.1.1.	Extensions to the Common File Format.....	197
E.1.2.	Constraints on ISO Base Media File Format Boxes.....	199
E.1.3.	Constraints on 'ccff' Boxes.....	199
E.2.	Media Profiles	200
E.3.	Delivery Targets.....	200
E.3.1.	Multi-Track Download Delivery Target.....	200
E.4.	Internet Media Type Template and Parameters	200
E.5.	File Extensions.....	200
E.6.	DECE Interoperability Points	201

Common File Format & Media Formats Specification Version 2.2

Tables

Table 2-1 - Box structure of the Common File Format (CFF).....	28
Table 2-2 – Additional ‘stsd’ Detail: Protected Sample Entry Box structure	31
Table 2-3 – Track ID Assignment.....	35
Table 4-1 – Access Unit structure for pictures	58
Table 4-2 – Example Sub-sample and Cropping Values for Figure 4-1.....	69
Table 4-3 – Example Sub-sample and Cropping Values for Figure 4-3.....	71
Table 5-1 – Defined Audio Formats	75
Table 5-2 – bit_rate_code.....	92
Table 5-3 – chan_loc field bit assignments.....	95
Table 5-4 – StreamConstruction	104
Table 5-5 – CoreLayout.....	105
Table 5-6 – RepresentationType.....	105
Table 5-7 – ChannelLayout.....	106
Table 5-8 - ChannelLayoutExt.....	107
Table 6-1 – CFF General TTML Feature Restrictions.....	114
Table 6-2 – CFF General TTML Element Restrictions	117
Table 6-3 – General TTML Attribute Restrictions.....	117
Table 6-4 - CFF Text Subtitle TTML Feature Restrictions	119
Table 6-5 - CFF Text Subtitle TTML SMPTE Extension Restrictions	119
Table 6-6 - CFF Image Subtitle TTML Feature Restrictions.....	120
Table 6-7 – CFF Image Subtitle TTML Element Restrictions.....	121
Table 6-8 - CFF Image Subtitle TTML SMPTE Extension Restrictions	122
Table 6-9 – Constraints on Subtitle Samples	126
Table 6-10 – Hypothetical Render Model Constraints.....	137
Table 6-11 – Recommended Unicode Code Points per Language.....	141
Table 6-12 – Subtitles per Region.....	146
Table A- 1 – Current Version	149

Common File Format & Media Formats Specification Version 2.2

Table A - 2 – Compatible Version.....	149
Table B - 1 – Allowed Audio Formats in PD Media Profile	151
Table B - 2 – Hypothetical Render Model Constraints (General)	152
Table B - 3 – Hypothetical Render Model Constraints (Text subtitle)	152
Table B - 4 – Allowed Audio Formats in SD Media Profile.....	155
Table B - 5 – Allowed Enhanced Audio Formats in SD Media Profile	155
Table B - 6 – Hypothetical Render Model Constraints (Image subtitle).....	156
Table B - 7 – Hypothetical Render Model Constraints (Image subtitle).....	165
Table C - 1 – Picture Formats and Constraints of PD Media Profile for 24 Hz & 30 Hz Content	182
Table C - 2 – Picture Formats and Constraints of PD Media Profile for 25 Hz Content.....	183
Table C - 3 – Picture Formats and Constraints of SD Media Profile for 24 Hz, 30 Hz & 60 Hz Content.....	183
Table C - 4 – Picture Formats and Constraints of SD Media Profile for 25 Hz & 50 Hz Content.....	185
Table C - 5 – Picture Formats and Constraints of HD and xHD Media Profile for 24 Hz, 30 Hz & 60 Hz Content.....	185
Table C - 6 – Picture Formats and Constraints of HD and xHD Media Profile for 25 Hz & 50 Hz Content....	186
Table C - 7 – Picture Formats and Constraints of mUHD and hUHD Media Profile for 24 Hz, 30 Hz & 60 Hz Content.....	187
Table C - 8 – Picture Formats and Constraints of mUHD and hUHD Media Profile for 25 Hz and 50 Hz.....	187
Table C - 9 – [DStream] Group Assignment.....	195

No table of figures entries found.

Common File Format & Media Formats Specification Version 2.2

Figures

Figure 1-1 – Structure of the Common File Format & Media Formats Specification	24
Figure 2-1 – Structure of a Digital CFF Container (DCC).....	31
Figure 2-2 – Structure of a DCC Header	33
Figure 2-3 – DCC Movie Fragment Structure	38
Figure 2-4 – Structure of a DCC Footer.....	40
Figure 4-1 – Example of an AVC Random Access (RA) I picture.....	59
Figure 4-2 – Example of Encoding Process of Letterboxed Source Content.....	69
Figure 4-3 – Example of Display Process for Letterboxed Source Content.....	70
Figure 4-4 – Example of Encoding Process for Pillarboxed Source Content.....	71
Figure 4-5 – Example of Display Process for Pillarboxed Source Content	72
Figure 5-1 – Example of AAC bit-stream.....	77
Figure 5-2 – Non-AAC bit-stream example.....	90
Figure 6-1 – Example of subtitle display region position	123
Figure 6-2 – Storage of images following the related SMPTE TT document in a sample	125
Figure 6-3 – Block Diagram of Hypothetical Render Model	126
Figure 6-4 – Time relationship between CFF-TT documents and the CFF-TT track ISO media timeline.....	129
Figure 6-5 – Block Diagram of CFF-TT Image Subtitle Hypothetical Render Model	132
Figure 6-6 – Block Diagram of CFF-TT Text Subtitle Hypothetical Render Model.....	133
Figure 6-7 – Example of Text Subtitle Presentation Compositor Behavior	134

Common File Format & Media Formats Specification Version 2.2

1 Introduction

1.1 Scope

This specification defines the Common File Format and the media formats it supports for the storage, delivery and playback of audio-visual content. It includes a common media file format, elementary stream formats, elementary stream encryption formats and metadata designed to optimize the distribution, purchase, delivery from multiple publishers, retailers, and content distribution networks; and enable playback on multiple authorized devices using multiple DRM systems within an ecosystem. This specification is intentionally broad in capability so that Media Profiles and Delivery Targets can be used as defined in this Specification. Combinations of Media Profiles, Delivery Targets and mandatory codecs/constraints are called “Interoperability Points”. Additional Media Profiles, Delivery Targets and Interoperability Points can be defined elsewhere which enables other formats and ecosystems to adapt use of the Common File Format to their specific requirements.

1.2 Document Organization

The Common File Format (CFF) defines a container for audio-visual content based on the ISO Base Media File Format [ISO]. This specification defines the set of technologies and configurations used to encode that audio-visual content for presentation. The core specification addresses the structure, content and base level constraints that apply to all variations of Common File Format content and how it is to be stored within a Digital CFF Container (DCC). This specification defines how video, audio and subtitle content intended for synchronous playback is stored within a compliant file, as well as how one or more co-existing digital rights management systems can be used to protect that content cryptographically.

Media Profiles, Delivery Targets and Interoperability Points are defined in the Annexes of this document, which specify additional requirements and constraints that are particular to a given class of content. Over time, additional Media Profiles Delivery Targets and Interoperability Points might be added, but such additions would not typically require modification to the core specification.

1.3 Document Notation and Conventions

The following terms are used to specify conformance elements of this specification. These are adopted from the ISO/IEC Directives, Part 2, Annex H [ISO-P2H]. For more information, please refer to those directives.

- SHALL and SHALL NOT indicate requirements strictly to be followed in order to conform to the document and from which no deviation is permitted.
- SHOULD and SHOULD NOT indicate that among several possibilities one is recommended as particularly suitable, without mentioning or excluding others, or that a certain course of action is preferred but not necessarily required, or that (in the negative form) a certain possibility or course of action is deprecated but not prohibited.
- MAY and NEED NOT indicate a course of action permissible within the limits of the document.

Common File Format & Media Formats Specification Version 2.2

Terms defined to have a specific meaning within this specification will be capitalized, e.g. “DCC Movie Fragment”, and should be interpreted with their general meaning if not capitalized.

1.4 Normative References

1.4.1 DECE References

[DSystem]	System Specification
[DDMP]	Media Package Specification
[DMeta]	Content Metadata Specification
[DStream]	Common Streaming Protocol Specification

Note: Other DECE documents contain requirements for an UltraViolet-compliant implementation, particularly the Licensee Implementation Requirements as incorporated into the Compliance Rules of Licensee Agreements.

1.4.2 External References

[AAC]	ISO/IEC 14496-3:2009, “Information technology — Coding of audio-visual objects — Part 3: Audio” with: Amendment 1, Amendment 2, Amendment 3, Amendment 4, Corrigendum 1, Corrigendum 2, Corrigendum 3
[AACC]	ISO/IEC 14496-26:2010, “Information technology — Coding of audio-visual objects — Part 26: Audio conformance” with Amendment 2, Corrigendum 2, Corrigendum 3, Corrigendum 4, Corrigendum 5, Corrigendum 6
[AC4]	ETSI TS 103 190 V1.1.1 (2014-04), “Digital Audio Compression (AC-4) Standard”
[AES]	Advanced Encryption Standard, Federal Information Processing Standards Publication 197, FIPS-197, http://www.nist.gov
[AVC]	ISO/IEC 14496-10:2014, Eighth edition 2014-09-01, “Information technology - Coding of audio-visual objects - Part 10: Advanced Video Coding”
[CENC]	ISO/IEC 23001-7:2015, Second edition, “Information technology - MPEG systems technologies - Part 7: Common encryption in ISO base media file format files”

Common File Format & Media Formats Specification Version 2.2

[CICP]	ISO/IEC 23001-8:2013 “Information technology – MPEG systems technologies – Part 8: Coding-independent code points” with Amendment 1
[DASH]	ISO/IEC 23009-1:2014, Second edition 2014-05-15, “Information technology — Dynamic adaptive streaming over HTTP (DASH) - Part 1: Media presentation description and segment formats”
[DTS]	ETSI TS 102 114 v1.4.1 (2012-09), “DTS Coherent Acoustics; Core and Extensions with Additional Profiles”
[DTSX]	DTS, Inc., “DTS HD Substream and Decoder Interface Description: With the Addition of DTS-UHD Data Structures” Doc. #9302F30400
[DV]	Dolby Laboratories, “Dolby Vision streams within the ISO Base Media File Format, Version 1.0”
[EAC3]	ETSI TS 102 366 v. 1.3.1 (2014-08), “Digital Audio Compression (AC-3, Enhanced AC-3) Standard”
[HEVC]	ISO/IEC FDIS 23008-2, Second edition, “Information technology - High efficiency coding and media delivery in heterogeneous environments - Part 2: High efficiency video coding”
[IANA-LANG]	IANA Language Subtag Registry http://www.iana.org/assignments/language-subtag-registry
[ISO]	ISO/IEC 14496-12:2012, Fourth edition 2012-07-15, Corrected version 2012-09-15, “Information technology - Coding of audio-visual objects – Part 12: ISO Base Media File Format” with Amendment 1, Amendment 2, Corrigendum 1, Corrigendum 2, DCOR3, DCOR4
[ISOVIDEO]	ISO/IEC 14496-15:2014, Third edition 2014-07-01, “Information technology - Coding of audio-visual objects - Part 15: Carriage of NAL unit structured video in the ISO Base Media File Format ” with DCOR1
[ISOTEXT]	ISO/IEC 14496-30:2014, First edition 2014-03-15, “Timed text and other visual overlays in ISO base media file format” with DCOR1
[ISO-P2H]	ISO/IEC Directives, Part 2, Annex H http://www.iso.org
[MHA]	ISO/IEC DIS 23008-3, “Information technology – High efficiency coding and media delivery in heterogeneous environments – Part 3: 3D Audio” with DAM1 “3D Audio Profiles and Levels” and DAM2 “3D Audio File Format Support”

Common File Format & Media Formats Specification Version 2.2

[MHP]	ETSI TS 101 812 V1.3.1, “Digital Video Broadcasting (DVB); Multimedia Home Platform (MHP) Specification 1.0.3”, available from www.etsi.org .
[MLP]	Meridian Lossless Packing, Technical Reference for FBA and FBB streams, Version 1.0, October 2005, Dolby Laboratories, Inc.
[MLPISO]	MLP (Dolby TrueHD) streams within the ISO Base Media File Format, Version 1.0, Dolby Laboratories, Inc.
[MP4]	ISO/IEC 14496-14:2003, First edition 2003-11-15, “Information technology - Coding of audio-visual objects - Part 14: MP4 file format” with: Amendment 1, Corrigendum 1
[MP4RA]	Registration authority for code-points in the MPEG-4 family, http://www.mp4ra.org
[MPEG4S]	ISO/IEC 14496-1:2010, Fourth edition 2010-06-01, “Information technology - Coding of audio-visual objects - Part 1: Systems” with: Amendment 1:2010
[MPS]	ISO/IEC 23003-1:2007, “Information technology — MPEG audio technologies — Part 1: MPEG Surround” with Corrigendum 1, Corrigendum 2, Corrigendum 3, Corrigendum 4
[R601]	ITU-R Recommendation BT.601-7, “Studio encoding parameters of digital television for standard 4:3 and wide-screen 16:9 aspect ratios”
[R709]	ITU-R Recommendation BT.709-5, “Parameter values for the HDTV standards for production and international programme exchange”
[R1700]	ITU-R Recommendation BT.1700, “Characteristics of composite video signals for conventional analogue television systems”
[R1886]	ITU-R Recommendation BT.1886, “Reference electro-optical transfer function for flat panel displays used in HDTV studio production”
[R2020]	ITU-R Recommendation BT.2020-0, “Parameter values for the ultra-high definition television systems for production and international programme exchange”
[RFC2141]	“URN Syntax”, R.Moats, May 1997, http://www.ietf.org/rfc/rfc2141.txt
[RFC4122]	Leach, P., et al, A Universally Unique Identifier (UUID) URN Namespace, July 2005 http://www.ietf.org/rfc/rfc4122.txt
[RFC4151]	“The 'tag' URI Scheme”, T. Kindberg and S. Hawke, October 2005 http://www.ietf.org/rfc/rfc4151.txt

Common File Format & Media Formats Specification Version 2.2

[RFC5646]	“Tags for Identifying Languages” A.Philips and M. Davis, September, 2009, http://www.ietf.org/rfc/rfc5646.txt
[RFC6381]	“The 'Codecs' and 'Profiles' Parameters for "Bucket" Media Types” R. Gellens, et al, August, 2011, http://www.ietf.org/rfc/rfc6381.txt
[SMPTE428]	SMPTE 428-3-2006, “D-Cinema Distribution Master Audio Channel Mapping and Channel Labeling” (c) SMPTE 2006
[SMPTE-TT]	SMPTE ST2052-1:2010, “Timed Text Format (SMPTE-TT)”
[SMPTE-608]	SMPTE RP2052-10:2012, “Conversion from CEA-608 Data to SMPTE-TT”
[SMPTE-708]	SMPTE RP2052-11, “Conversion from CEA-708 Data to SMPTE-TT”
[SMPTE-2084]	SMPTE ST 2084:2014, “Dynamic Range Electro-Optical Transfer Function of Mastering Reference Displays”
[XML]	“XML Schema Part 1: Structures Second Edition”, Henry S. Thompson, David Beech, Murray Maloney, Noah Mendelsohn, W3C Recommendation 28 October 2004, http://www.w3.org/TR/xmlschema-1/ “XML Schema Part 2: Datatypes Second Edition”, Paul Biron and Ashok Malhotra, W3C Recommendation 28 October 2004, http://www.w3.org/TR/xmlschema-2/
[UNICODE]	UNICODE 6.0.0, “The Unicode Standard Version 6.0”, http://www.unicode.org/versions/Unicode6.0.0/

Note: Readers are encouraged to investigate the most recent publications for their applicability.

1.5 Informative References

[ATSC]	A/153 Part-7:2009, “ATSC-Mobile DTV Standard, Part 7 — AVC and SVC Video System Characteristics”
[RFC3986]	“Uniform Resource Identifier (URI): Generic Syntax” T. Berners-Lee, R. Fielding and L. Masinter, January 2005. http://www.ietf.org/rfc/rfc3986.txt
[W3C-TT]	Timed Text Markup Language (TTML) 1.0 (Second Edition), http://www.w3.org/TR/2013/PER-ttaf1-dfxp-20130709/

1.6 Terms, Definitions, and Acronyms

AAC	As defined in [AAC], “Advanced Audio Coding.”
AAC LC	A low complexity audio tool used in AAC profile, defined in [AAC].

Common File Format & Media Formats Specification Version 2.2

access unit, AU	As defined in [MPEG4S], “smallest individually accessible portion of data within an elementary stream to which unique timing information can be attributed.”
active picture area	In a video track, the active picture area is the rectangular set of pixels that can contain video content at any point throughout the duration of the track, absent of any additional matting that is not considered by the content publisher to be an integral part of the video content.
ADIF	As defined in [AAC], “Audio Data Interchange Format.”
ADTS	As defined in [AAC], “Audio Data Transport Stream.”
AES-CTR	Advanced Encryption Standard, Counter Mode
audio stream	A sequence of synchronized audio frames.
audio frame	A component of an audio stream that corresponds to a certain number of PCM audio samples.
AVC	Advanced Video Coding [AVC].
AVC level	A set of performance constraints specified in Annex A.3 of [AVC], such as maximum bit rate, maximum number of macroblocks, maximum decoding buffer size, etc.
AVC profile	A set of encoding tools and constraints defined in Annex A.2 of [AVC].
Base Layer	maximum subset of a bitstream that is AVC or HEVC compatible (as defined in [ISOVIDEO])
box	As defined in [ISO], “object-oriented building block defined by a unique type identifier and length.”
CBR	As defined in [AVC], “Constant Bit Rate.”
CFF	Common File Format. (See “Common File Format.”)
CFF-TT	“Common File Format Timed Text” is the Subtitle format defined by this specification.
chunk	As defined in [ISO], “contiguous set of samples for one track.”
coded video sequence (CVS)	As defined in [AVC] for AVC video tracks and as defined in [HEVC] for HEVC video tracks.
Common File Format (CFF)	The standard DECE content delivery file format, encoded in one of the approved Media Profiles and packaged (encoded and encrypted) as defined by this specification.
container box	As defined in [ISO], “box whose sole purpose is to contain and group a set of related boxes.”
core	In the case of DTS, a component of an audio frame conforming to [DTS].

Common File Format & Media Formats Specification Version 2.2

CPE	As defined in [AAC], an abbreviation for <code>channel_pair_element()</code> .
DCC Footer	The collection of boxes defined by this specification that might form the end of a Digital CFF Container (DCC), defined in Section 2.1.4.
DCC Header	The collection of boxes defined by this specification that form the beginning of a Digital CFF Container (DCC), defined in Section 2.1.2.
DCC Movie Fragment	The collection of boxes defined by this specification that form a <i>fragment</i> of a media track containing one type of media (i.e. audio, video, subtitles), defined by Section 2.1.3.
DECE	Digital Entertainment Content Ecosystem
Digital CFF Container (DCC)	An instance of Content published in the Common File Format.
descriptor	As defined in [MPEG4S], “data structure that is used to describe particular aspects of an elementary stream or a coded audio-visual object.”
DRM	Digital Rights Management.
Enhancement Layer	layer that specifies a part of a scalable bitstream that enhances the video (as defined in [ISOVIDEO]).
extension	In the case of DTS, a component of an audio frame that might or might not exist in sequence with other extension components or a core component.
file format	A definition of how data is codified for storage in a specific type of file.
fragment	A segment of a track representing a single, continuous portion of the total duration of content (i.e. video, audio, subtitles) stored within that track.
HD	High Definition; Picture resolution of one million or more pixels like HDTV.
HE AAC	MPEG-4 High Efficiency AAC profile, defined in [AAC].
HEVC	High Efficiency Video Coding [HEVC]
HEVC tier and level	A set of performance constraints specified in Annex A.4 of [HEVC], such as maximum bit rate, maximum number of macroblocks, maximum decoding buffer size, etc.
HEVC profile	A set of encoding tools and constraints defined in Annex A.3 of [HEVC].
hint track	As defined in [ISO], “special track which does not contain media data, but instead contains instructions for packaging one or more tracks into a streaming channel.”
horizontal sub-sample factor	Sub-sample factor for the horizontal dimension. See ‘sub-sample factor’, below.
IMDCT	Inverse Modified Discrete Cosine Transform.

Common File Format & Media Formats Specification Version 2.2

ISO	In this specification “ISO” is used to refer to the ISO Base Media File format defined in [ISO], such as in “ISO container” or “ISO media file”. It is also the acronym for “International Organization for Standardization”.
ISO Base Media File	File format defined by [ISO].
Kbps	1×10^3 bits per second.
LFE	Low Frequency Effects.
late binding	The combination of separately stored audio, video, subtitles, metadata, or DRM licenses with a preexisting video file for playback as though the late bound content was incorporated in the preexisting video file.
luma	As defined in [AVC], “An adjective specifying that a sample array or single sample is representing the monochrome signal related to the primary colours.”
Mbps	1×10^6 bits per second.
media format	A set of technologies with a specified range of configurations used to encode “media” such as audio, video, pictures, text, animation, etc. for audio-visual presentation.
Media Profile	Requirements and constraints such as resolution and subtitle format for content in the Common File Format.
MPEG	Moving Picture Experts Group.
MPEG-4 AAC	Advanced Audio Coding, MPEG-4 Profile, defined in [AAC].
NAL Structured Video	Network Abstraction Layer Structured Video; a technical approach to format the Video Coding Layer (VCL) representation of the video such that header information is conveyed in a manor which is appropriate for a variety of transport layers.
PD	Portable Definition; intended for portable devices such as cell phones and portable media players.
presentation	As defined in [ISO], “one or more motion sequences, possibly combined with audio.”
progressive download	The initiation and continuation of playback during a file copy or download, beginning once sufficient file data has been copied by the playback device.
PS	As defined in [AAC], “Parametric Stereo.”
sample	As defined in [ISO], “all the data associated with a single timestamp.” (Not to be confused with an element of video spatial sampling.)

Common File Format & Media Formats Specification Version 2.2

sample aspect ratio, SAR	As defined in [AVC], “the ratio between the intended horizontal distance between the columns and the intended vertical distance between the rows of the <i>luma</i> sample array in a frame. Sample aspect ratio is expressed as $h:v$, where h is horizontal width and v is vertical height (in arbitrary units of spatial distance).”
sample description	As defined in [ISO], “structure which defines and describes the format of some number of samples in a track.”
SBR	As defined in [AAC], “Spectral Band Replication.”
SCE	As defined in [AAC], an abbreviation for <code>single_channel_element()</code> .
SD	Standard Definition; used on a wide range of devices including analog television
sub-sample factor	A value used to determine the constraints for choosing valid <code>width</code> and <code>height</code> field values for a video track, specified in Section 4.5.1.1.
sub-sampling	In video, the process of encoding picture data at a lower resolution than the original source picture, thus reducing the amount of information retained.
substream	In audio, a sequence of synchronized audio frames comprising only one of the logical components of the audio stream.
track	As defined in [ISO], “timed sequence of related samples (q.v.) in an ISO base media file.”
track fragment	A combination of metadata and sample data that defines a single, continuous portion (“fragment”) of the total duration of a given track.
UHD	Ultra High Definition; Picture resolution up to 3840x2160.
VBR	As defined in [AVC], “Variable Bit Rate.”
vertical sub-sample factor	Sub-sample factor for the vertical dimension. See ‘sub-sample factor’, above.
XLL	A logical element within the DTS elementary stream containing compressed audio data that will decode into a bit-exact representation of the original signal.

1.7 Architecture (Informative)

The following subsections describe the components of a Digital CFF Container (DCC) and how they are combined or “layered” to make a complete file. The specification itself is organized in sections corresponding to layers, also incorporating normative references, which combine to form the complete specification.

Common File Format & Media Formats Specification Version 2.2

1.7.1 Media Layers

This specification can be thought of as a collection of layers and components. This document and the normative references it contains are organized based on those layers.

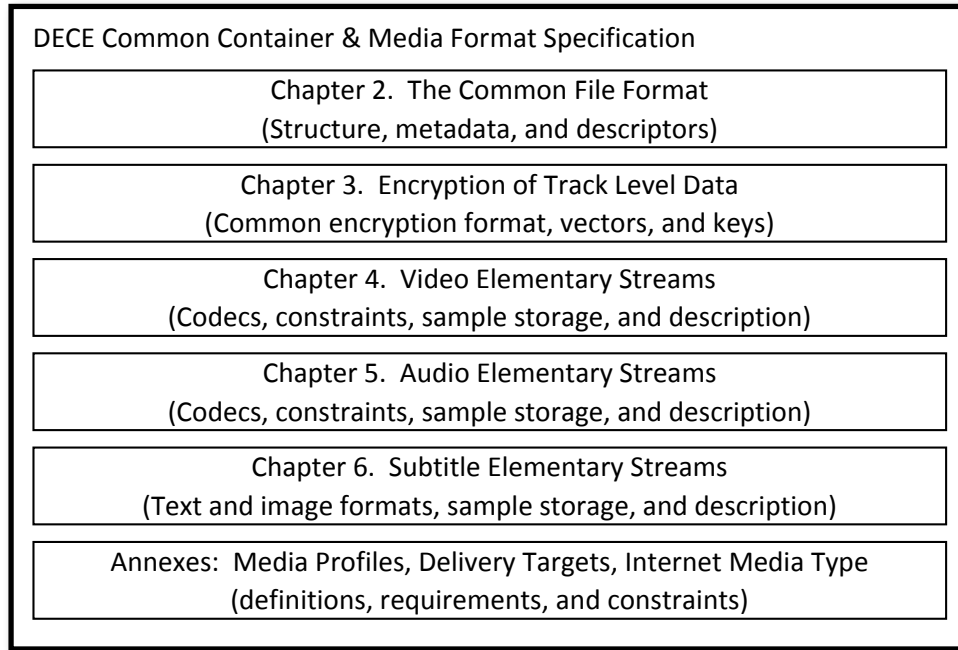


Figure 1-1 – Structure of the Common File Format & Media Formats Specification

1.7.2 Common File Format

Section 2 of this specification defines the *Common File Format* (CFF) derived from the ISO Base Media File Format and ‘*iso6*’ brand specified in [ISO]. This section specifies restrictions and additions to the file format and clarifies how content streams and metadata are organized and stored.

The ‘*iso6*’ brand of the ISO Base Media File Format consists of a specific collection of *boxes*, which are the logical containers defined in the ISO specification. Boxes contain *descriptors* that hold parameters derived from the contained content and its structure. One of the functions of this specification is to equate or map the parameters defined in elementary stream formats and other normative specifications to descriptors in ISO boxes, or to elementary stream samples that are logically contained in *media data boxes*.

Physically, the ISO Base Media File Format allows storage of elementary stream *access units* in any sequence and any grouping, intact or subdivided into packets, within or externally to the file. Access units defined in each elementary stream are mapped to logical *samples* in the ISO media file using references to byte positions inside the file where the access units are stored. The logical sample information allows access units to be decoded and presented synchronously on a timeline, regardless of storage, as long as the entire ISO media file and sample storage files are randomly accessible and there are no performance or memory constraints. In practice, additional physical storage constraints are usually required in order to ensure uninterrupted, synchronous playback.

To enable useful file delivery scenarios, such as *progressive download*, and to improve interoperability and minimize device requirements; the CFF places restrictions on the physical storage of elementary streams

Common File Format & Media Formats Specification Version 2.2

and their access units. Rather than employ an additional systems layer, the CFF stores a small number of elementary stream access units with each *fragment* of the ISO *track* that references those access units as samples.

Because logical metadata and physical sample storage is grouped together in the CFF, each segment of an ISO track has the necessary metadata and sample data for decryption and decoding that is optimized for random access playback and progressive download.

1.7.3 Track Encryption and DRM support

DECE specifies a standard encryption scheme and key mapping that can be used with multiple DRM systems capable of providing the necessary key management and protection, content usage control, and device authentication and authorization. Standard encryption algorithms are specified for regular, opaque sample data, and for video data with sub-sample level headers exposed to enable reformatting of video streams without decryption. The “Scheme” method specified in [ISO] is required for all encrypted files. This method provides accessible key identification and mapping information that an authorized DRM system can use to create DRM-specific information, such as a license, that can be stored in a reserved area within the file, or delivered separately from the file.

1.7.3.1 DRM Signaling and License Embedding

Each DRM system that embeds DRM-specific information in a DCC file does so by creating a DRM-specific box in the Movie Box (‘*moov*’) as described in Section 3. This box can be used to store DRM-specific information, such as license acquisition objects, rights objects, licenses and other information. This information is used by the specific DRM system to enable content decryption and playback.

Alternatively, DRM-specific boxes can be stored in the Media Package as specified by [DDMP].

1.7.4 Video Elementary Streams

This specification supports the use of NAL Structured Video elementary streams encoded according to the AVC codec specified in [AVC] or the HEVC codec specified in [HEVC] and stored in the Common File Format in accordance with [ISOVIDEO], with some additional requirements and constraints.

1.7.5 Audio Elementary Streams

A wide range of audio coding technologies are supported for inclusion in the Common File Format, including several based on *MPEG-4 AAC* as well as Dolby™ and DTS™ formats. Consistent with MPEG-4 architecture, AAC elementary streams specified in this format only include raw audio samples in the elementary bit-stream. These raw audio samples are mapped to access units at the elementary stream level and samples at the container layer. Other syntax elements typically included for synchronization, packetization, decoding parameters, content format, etc. are mapped either to descriptors at the container layer, or are eliminated because the ISO container already provides comparable functions, such as sample identification and synchronization.

In the case of Dolby and DTS formats, complete elementary streams normally used by decoders are mapped to access units and stored as samples in the container. Some parameters already included in the bit-streams are duplicated at the container level in accordance with ISO media file requirements. During

Common File Format & Media Formats Specification Version 2.2

playback, the complete elementary stream, which is present in the stored samples, is sent to the decoder for presentation. The decoder uses the in-band decoding and stream structure parameters specified by each codec.

These codecs use a variety of different methods and structures to map and mix channels, as well as sub- and extension streams to scale from 2.0 channels to 7.1 channels and enable increasing levels of quality. Rather than trying to describe and enable all the decoding features of each stream using ISO tracks and sample group layers, the Common File Format identifies only the maximum capability of each stream at the container level (e.g. “7.1 channel lossless”) and allows standard decoders for these codecs to decode using the in-band information (as is typically done in the installed base of these decoders).

1.7.6 Subtitle Elementary Streams

This specification supports the use of both image and text-based subtitles in the Common File Format using the SMPTE TT format defined in [SMPTE-TT]. An extension of the W3C Timed Text Markup Language, subtitles are stored as a series of SMPTE TT documents and, optionally, PNG images. A single Digital CFF Container can contain multiple subtitle tracks, which are composed of fragments, each containing a single sample that maps to a SMPTE TT document and any images it references. The subtitles themselves can be stored in character coding form (e.g. Unicode) or as sub-pictures, or both. Subtitle tracks can address purposes such as normal captions, subtitles for the deaf and hearing impaired, descriptive text, and commentaries, among others.

1.7.7 Media Profiles and Delivery Targets

The Common File Format defines all of the general requirements and constraints for a conformant DCC. In addition, Annex B. of this document defines requirements for specific Media Profiles and Annex C. of this document defines requirements for specific Delivery Targets.

Media Profiles normatively define distinct subsets of the elementary stream formats that can be stored within a DCC in order to ensure interoperability with certain classes of devices. These restrictions include mandatory and optional codecs, picture format restrictions and codec parameter restrictions, among others. In general, each Media Profile defines the maximum set of tools and performance parameters content is permitted to use and still comply with the Media Profile. However, compliant content can use less than the maximum limits, unless otherwise specified. This makes it possible for a device that decodes a higher Media Profile of content to also be able to decode files that conform to lower Media Profiles, though the reverse is not necessarily true.

Delivery Targets normatively define additional restrictions on elementary stream formats and DCC file structure to support particular types of delivery methods such as download or streaming.

A conformant DCC will comply with the general requirements defined in this specification together with at least one Media Profile and at least one Delivery Target. It is possible for a DCC to simultaneously comply with more than one Delivery Target.

Compliant devices are expected to gracefully ignore metadata and format options they do not support.

Over time, additional Media Profiles and Delivery Targets might be added in order to support new features, formats and capabilities.

Common File Format & Media Formats Specification Version 2.2

2 The Common File Format

The Common File Format (CFF) is based on an enhancement of the ISO Base Media File Format defined by [ISO]. The principal enhancements to the ISO Base Media File Format are support for multiple DRM technologies and separate storage of audio, video, and subtitle samples in track fragments to allow flexible delivery methods (including progressive download) and playback.

2.1 Common File Format

The Common File Format is defined by the 'ccff' brand, which is a code point on the ISO Base Media File Format defined by [ISO]. The brand 'ccff' requires support for all features of the 'isob' brand as defined in [ISO]. In addition, this specification defines boxes, requirements and constraints that are required in addition to those defined by [ISO]; included are constraints on the layout of certain information within the container in order to improve interoperability, random access playback and progressive download. The following boxes are extensions for the Common File Format:

- 'coin': Content Information Box (see Section 2.2.2)
- 'avcn': AVC NAL Unit Storage Box (not recommended for use – see Section 2.2.3)
- 'trik': Trick Play Box (not recommended for use – see Section 2.2.4)

Table 21- shows the box type, structure, nesting level and cross-references for the Common File Format. The nesting in Table 2 1 indicates containment, not necessarily order. Differences and extensions to the ISO Base Media File Format are highlighted. Unless otherwise prohibited in this specification, the DCC and any box within it can contain additional boxes to the extent permitted by [ISO].

Common File Format & Media Formats Specification Version 2.2

Table 2-1 - Box structure of the Common File Format (CFF)

NL 0	NL 1	NL 2	NL 3	NL 4	NL 5	Format Req.	Specification	Description
ftyp						1	Section 2.3.1	File Type and Compatibility
moov						1	[ISO] 8.2.1	Container for functional metadata
	mvhd					1	[ISO] 8.2.2	Movie header
	coin					1	Section 2.2.2	Content Information Box
	meta					0/1	[ISO] 8.11.1	Multi-Track Required Metadata
		hdlr				1	Section 2.3.3	Handler for common file metadata
		xml				1	Section 2.3.4.1	XML for Multi-Track Required Metadata
		iloc				1	[ISO] 8.11.3	Item Location (i.e. for XML references to mandatory images, etc.)
		idat				0/1	[ISO] 8.11.11	Container for Metadata image files
	trak					+	[ISO] 8.3.1	Container for each track
		tkhd				1	[ISO] 8.3.2	Track header
		edts				0/1	[ISO] 8.6.5	Edit Box
			elst			0/1	[ISO] 8.6.6	Edit List Box
		mdia				1	[ISO] 8.4	Track Media Information
			mdhd			1	Section 2.3.6	Media Header
			hdlr			1	[ISO] 8.4.3	Declares the media handler type
			minf			1	[ISO] 8.4.4	Media Information container
				vmhd		0/1	Section 2.3.7	Video Media Header
				smhd		0/1	Section 2.3.8	Sound Media Header
				sthd		0/1	Section 2.3.9	Subtitle Media Header
				dinf		1	[ISO] 8.7.1	Data Information Box
					dref	1	Section 2.3.10	Data Reference Box, declares source of media data in track

Common File Format & Media Formats Specification Version 2.2

NL 0	NL 1	NL 2	NL 3	NL 4	NL 5	Format Req.	Specification	Description
				stbl		1	[ISO] 8.5	Sample Table Box, container for the time/space map
					stsd	1	Section 2.3.11	Sample Descriptions (See Table 22- for additional detail.)
					stts	1	Section 2.3.12	Decoding, Time to Sample
					stsc	1	Section 2.3.16	Sample-to-Chunk
					stsz / stz2	1	Section 2.3.13	Sample Size Box
					stco	1	Section 2.3.17	Chunk Offset
	mvex					1	[ISO] 8.8.1	Movie Extends Box
		mehd				1	[ISO] 8.8.2	Movie Extends Header
		trex				+ (1 per track)	Section 2.3.17	Track Extends Box
	pssh					*	[CENC] 8.1	Protection System Specific Header Box
	free					0/1	[ISO] 8.1.2	Free Space Box reserved space for DRM information
sidx						0 / 1	Section 2.3.21	Segment Index Box
emsg						*	[DASH] 5.10.3.3	Event message box
moof						+	[ISO] 8.8.4	Movie Fragment
	mfhd					1	Section 2.3.18	Movie Fragment Header
	traf					1	[ISO] 8.8.6	Track Fragment
		tfhd				1	Section 2.3.19	Track Fragment Header
		tfdt				1	[ISO] 8.8.12	Track Fragment Base Media Decode Time
		trik				0/1 for AVC video which includes ('avc1') sample entries, 0 for others	Section 2.2.7	Trick Play Box
		trun				1	Section 2.3.20	Track Fragment Run Box
		avcn				0/1 for AVC video which includes ('avc1') sample entries, 0 for others	Section 2.2.2	AVC NAL Unit Storage Box

Common File Format & Media Formats Specification Version 2.2

NL 0	NL 1	NL 2	NL 3	NL 4	NL 5	Format Req.	Specification	Description
		senc				0/1	[CENC] 8.1	Sample Encryption Box
		saio				+ if encrypted, * if unencrypted	[ISO] 8.7.13	Sample Auxiliary Information Offsets Box
		saiz				+ if encrypted, * if unencrypted	[ISO] 8.7.12	Sample Auxiliary Information Sizes Box
		sbgp				*	[ISO] 8.9.2	Sample to Group Box
		sgpd				*	[ISO] 8.9.3	Sample Group Description Box
mdat						+	Section 2.3.22	Media Data container for media samples
meta						0/1	[ISO] 8.11.1	Multi-Track Optional Metadata
	hdlr					0/1	Section 2.3.3	Handler for common file metadata
	xml					0/1	Section 2.3.4.2	XML for Multi-Track Optional Metadata
	iloc					0/1	[ISO] 8.11.3	Item Location (i.e. for XML references to optional images, etc.)
	idat					0/1	[ISO] 8.11.11	Container for Metadata image files
mfra						0 / 1	[ISO] 8.8.9	Movie Fragment Random Access
	tfra					+ (one per track)	Section 2.3.18	Track Fragment Random Access
	mfro					1	[ISO] 8.8.11	Movie Fragment Random Access Offset

Format Req.: Number of boxes required to be present in the container, where '*' means "zero or more" and '+' means "one or more". A value of "0/1" indicates only that a box might or might not be present but does not stipulate the conditions of its appearance.

Common File Format & Media Formats Specification Version 2.2

Table 2-2 – Additional ‘stsd’ Detail: Protected Sample Entry Box structure

NL 5	NL 6	NL 7	NL 8	Format Req	Source	Description
stsd				1	Section 2.3.11	Sample Description Box
	sinf			*	ISO 8.12.1	Protection Scheme Information Box
		frma		1	ISO 8.12.2	Original Format Box
		schm		1	[ISO] 8.12.5	Scheme Type Box
		schi		1	[ISO] 8.12.6	Scheme Information Box
			tenc	1	[CENC] 8.2	Track Encryption Box

2.1.1 Digital CFF Container Structure

For the purpose of this specification, the Digital CFF Container (DCC) structure defined by the Common File Format is divided into three sections: DCC Header, DCC Movie Fragments, and DCC Footer, as shown in Figure 2-1.

- A Digital CFF Container starts with a DCC Header, as defined in Section 2.1.2.
- One or more DCC Movie Fragments, as defined in Section 2.1.3 follow the DCC Header. Other boxes MAY exist between the DCC Header and the first DCC Movie Fragment. Other boxes MAY exist between DCC Movie Fragments, as well.
- A Digital CFF Container ends with a DCC Footer, as defined in Section 2.1.4. Other boxes MAY exist between the last DCC Movie Fragment and the DCC Footer. A DCC Footer MAY contain no boxes.

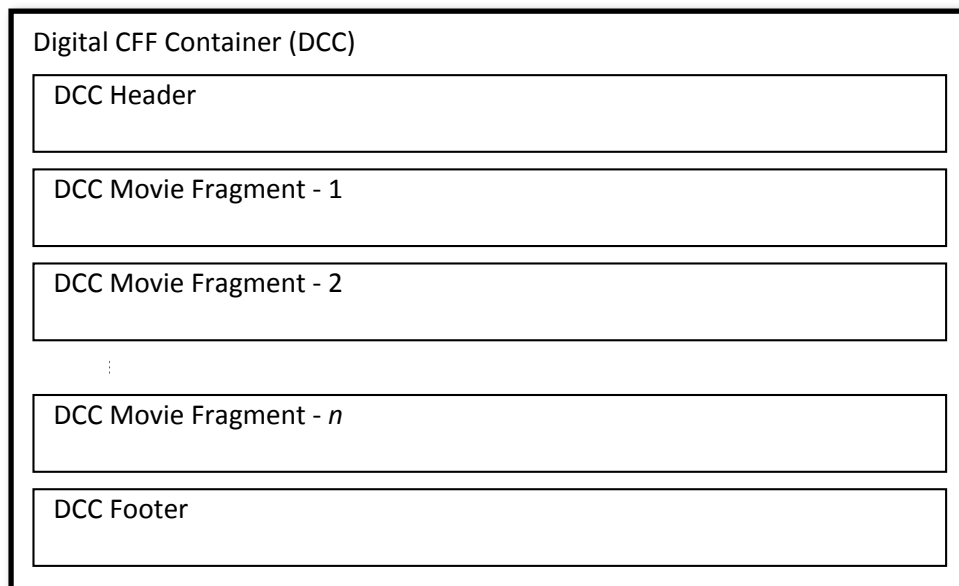


Figure 2-1 – Structure of a Digital CFF Container (DCC)

Common File Format & Media Formats Specification Version 2.2

2.1.2 DCC Header

The DCC Header defines the set of boxes that appear at the beginning of a Digital CFF Container (DCC), as shown in Figure 2-2. The box requirements defined for the DCC Header SHALL apply to the start of a DCC, beginning with the first box in the DCC through to the first box of the first Movie Fragment. These boxes are defined in compliance with [ISO] with the following additional constraints and requirements:

The DCC Header SHALL start with a File Type Box (‘ftyp’), as defined in Section 2.3.1.

- The DCC Header SHALL include one Movie Box (‘moov’).
- The Movie Box SHALL contain a Movie Header Box (‘mvhd’), as defined in Section 2.3.2.
- The Movie Box SHALL contain a Content Information Box (‘coi n’), as defined in Section 2.2.2. The Content Information Box (‘coi n’) SHOULD immediately follow the Movie Header Box (‘mvhd’) in the DCC Header.
- The Movie Box MAY contain Multi-Track Required Metadata as specified in Section 2.1.2.1. This metadata provides content, file and track information necessary for file identification, track selection, and playback.
- The Movie Box SHALL contain media tracks as specified in Section 2.1.2.2, which defines the Track Box (‘trak’) requirements for the Common File Format.
- The Movie Box SHALL contain a Movie Extends Box (‘mvex’), as defined in Section 8.8.1 of [ISO], to indicate that the container utilizes Movie Fragment Boxes.
- The Movie Extends Box (‘mvex’) SHALL contain a Movie Extends Header Box (‘mehd’), as defined in [ISO] Section 8.8.2, to provide the overall duration of a fragmented movie.
- The Movie Box (‘moov’) MAY contain one or more Protection System Specific Header Boxes (‘pssh’), as specified in [CENC] Section 8.1.
- The Movie Box (‘moov’) MAY contain a Free Space Box (‘free’) to provide reserved space for adding DRM-specific information. If present in the DCC file, the Free Space Box (‘free’) SHALL be the last box in the Movie Box (‘moov’)
- The DCC Header MAY contain a Segment Index Box (‘sidx’). If present, the Segment Index Box (‘sidx’) SHALL appear after the Movie Box (‘moov’).

Common File Format & Media Formats Specification Version 2.2

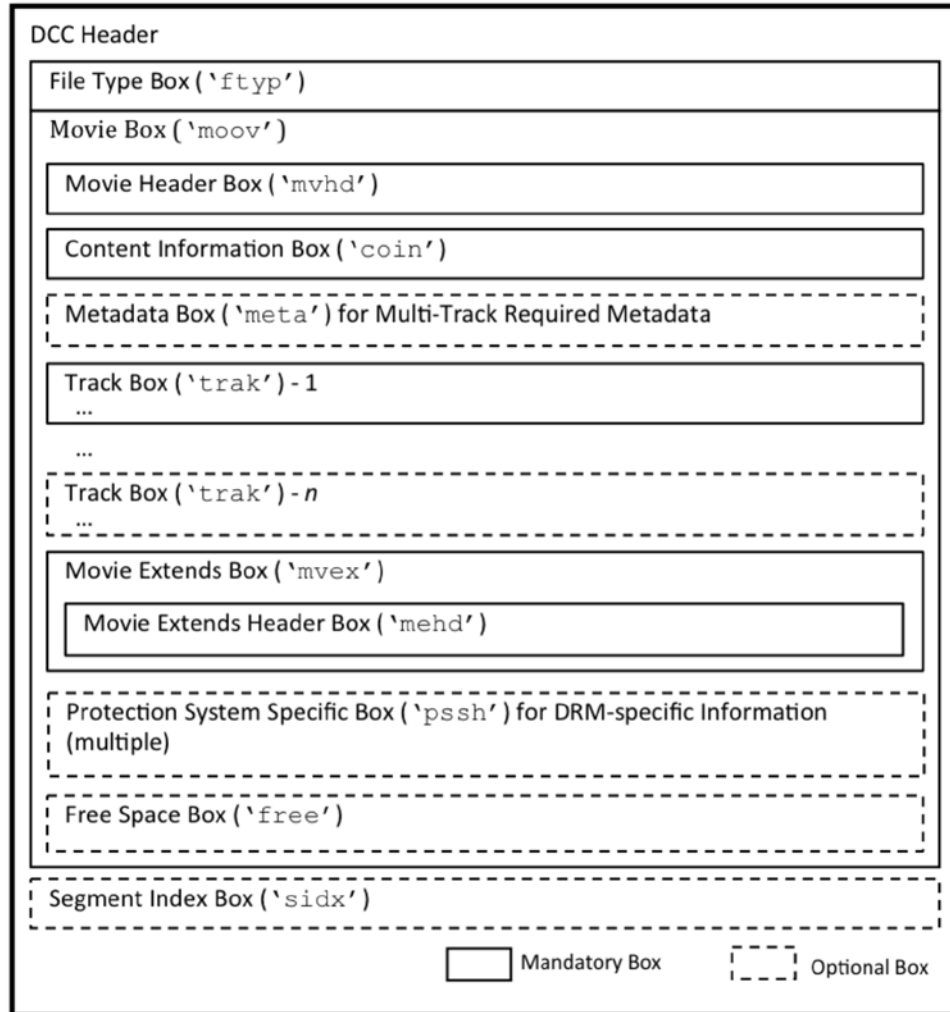


Figure 2-2 – Structure of a DCC Header

2.1.2.1 Required Multi-Track Metadata

The required multi-track metadata provides movie and track information, such as title, publisher, run length, release date, track types, language support, etc for multi-track Delivery Targets (see Annex C.). The required multi-track metadata is stored according to the following definition:

- A Meta Box ('meta'), as defined in [ISO] Section 8.11.1 MAY exist in the Movie Box. This Meta Box SHOULD precede any Track Boxes to enable faster access to the metadata it contains.
- The Meta Box SHALL contain a Handler Reference Box ('hdlr') for Common File Metadata, as defined in Section 2.3.3.
- The Meta Box SHALL contain an XML Box ('xml') for multi-track required metadata, as defined in Section 2.3.4.1.
- The Meta Box ('meta') SHALL contain an Item Location Box ('iloc') to enable XML references to images and any other binary data contained in the file, as defined in [ISO] 8.11.3.

Common File Format & Media Formats Specification Version 2.2

- Images and any other binary data that are referenced by an XML document in the XML Box (‘xml’) for multi-track required metadata SHALL be stored in one ‘idat’ box which SHOULD follow all of the boxes the ‘meta’ box contains. Each item SHALL have a corresponding entry in the ‘iloc’ box described above, the ‘iloc’ construction_method field SHALL be set to ‘1’ and the ‘iloc’ extent_offset field SHALL be relative to the first byte of data[] in the ‘idat’ box containing images and any other binary data that can be referenced by an XML document in the ‘xml’ box (note: the extent_offset field in this case uses a different relative offset approach from other offset fields in other boxes).

2.1.2.2 Media Tracks

Each track of media content (i.e. audio, video, subtitles, etc.) is described by a Track Box (‘trak’) in accordance with [ISO], with the addition of the following constraints:

- Each Track Box (‘trak’) SHALL contain a Track Header Box (‘tkhd’), as defined in Section 2.3.5.
- Each Track Box (‘trak’) MAY contain an Edit Box (‘edts’) as described in Section 2.4.
- The Edit Box in the Track Box MAY contain an Edit List Box (‘elst’) as described in Section 2.4.
 - If Edit List Box (‘elst’) is included, entry_count SHALL be 1, and the entry SHALL have fields set to the values described in Section 2.4.
- The track_ID associated with the media track SHALL adhere to the assignment specified in Table 2-3.
- Each Track Box (‘trak’) SHALL NOT reference media samples.
- The Media Box (‘mdia’) in a Track Box (‘trak’) SHALL contain a Media Header Box (‘mdhd’), as defined in Section 2.3.6.
- The Media Box in a Track Box (‘trak’) SHALL contain a Handler Reference Box (‘hdlr’), as defined in [ISO] Section 8.4.3.
- The Media Information Box SHALL contain a header box corresponding to the track’s media type, as follows:
 - Video tracks: Video Media Header Box (‘vmhd’), as defined in Section 2.3.8.
 - Audio tracks: Sound Media Header Box (‘smhd’), as defined in Section 2.3.9.
 - Subtitle tracks: Subtitle Media Header Box (‘sthd’), as defined in Section 2.3.9.
- The Data Information Box in the Media Information Box SHALL contain a Data Reference Box (‘dref’), as defined in Section 2.3.10.
- The Sample Table Box (‘stbl’) in the Media Information Box SHALL contain a Sample Description Box (‘stsd’), as defined in Section 2.3.11.
- For encrypted tracks, the Sample Description Box SHALL contain at least one Protection Scheme Information Box (‘sinf’), as defined in Section 2.3.14, to identify the encryption transform

Common File Format & Media Formats Specification Version 2.2

applied and its parameters, as well as to document the original (unencrypted) format of the media. Note: 'sinf' is contained in a Sample Entry with a codingname of 'enca' or 'encv' which is contained within the Sample Description Box ('stsd').

- The Sample Table Box SHALL contain a Decoding Time to Sample Box ('stts'), as defined in Section 2.3.12.
- The Sample Table Box SHALL contain a Sample to Chunk Box ('stsc'), as specified in Section 2.3.16, and a Chunk Offset Box ('stco'), as defined in Section 2.3.17, indicating that chunks are not used.
- Additional constraints for tracks are defined corresponding to the track's media type, as follows:
 - Video tracks: See Section 4.2 Data Structure for Video Track
 - Audio tracks: See Section 5.2 Data Structure for Audio Track.
 - Subtitle tracks: See Section 6.7 Data Structure for CFF-TT Track.

Table 2-3 – Track ID Assignment

track_ID range	Track Type
1-49	Primary Video
50-99	Secondary Video
100-999	Main Audio
1,000-1,999	Secondary Audio
2,000-9,999	Tertiary Audio
10,000-10,999	Main Subtitle
11,000-11,999	Secondary Subtitle
12,000+	Other (e.g. Metadata)

2.1.3 DCC Movie Fragment

A DCC Movie Fragment contains the metadata and media samples for a limited, but continuous sequence of homogenous content, such as audio, video or subtitles, belonging to a single track, as shown in Figure 2-3. Multiple DCC Movie Fragments containing different media types with parallel decode times are placed in close proximity to one another in the Common File Format in order to facilitate synchronous playback. The box requirements defined for DCC Movie Fragments SHALL apply to the DCC after the box requirements defined for the DCC Header.

DCC Movie Fragments SHALL comply with [ISO] Section 8.8 and the following requirements:

- The DCC Movie Fragment MAY contain one or more Event Message Boxes ('emsg').
- The DCC Movie Fragment SHALL contain a Movie Fragment Box ('moof').

The DCC Movie Fragment SHALL contain one or more Media Data Boxes ('mdat') for media samples (see Figure 2-3).

Common File Format & Media Formats Specification Version 2.2

The Movie Fragment Box (‘moof’) in a DCC Movie Fragment SHALL comply with [ISO] Section 8.8.4 and the following requirements:

- The Movie Fragment Box SHALL contain a single Track Fragment Box (‘traf’) defined in [ISO] Section 8.8.6.
- All media samples in a DCC SHALL:
 - be referenced from Track Fragment Boxes (‘traf’) contained in Movie Fragment Boxes (‘moof’); and
 - only utilize effective sample parameters (sample_index, sample_duration, sample_size, and sample_flags) in fields and parameters located in each Movie Fragment, either in the Track Fragment Header Box (‘tfhd’) or Track Run Box (‘trun’) (see also Section 2.3.17); and
 - only be addressed using byte offsets relative to the first byte of the Movie Fragment Boxes (‘moof’) (see also Section 2.3.19 and Section 2.3.20).
- The Track Fragment Box (‘traf’) SHALL contain a Track Fragment Base Media Decode Time Box (‘tfdt’), as defined in [ISO] Section 8.8.12, to provide decode start time of the fragment.
- For AVC Video tracks utilizing (‘avc1’) sample entries as per Section 4.3.1.1, the Track Fragment Box (‘traf’) MAY:
 - contain a Trick Play Box (‘trik’), as defined in Section 2.2.7, to facilitate random access and trick play modes (i.e. fast forward and rewind); and
 - contain an AVC NAL Unit Storage Box (‘avcn’) as defined in Section 2.2.2. If an AVC NAL Unit Storage Box is present in any AVC Video track fragment in the DCC, one SHALL be present in all AVC video track fragments in that file.
- The Track Fragment Box (‘traf’) SHALL contain exactly one Track Fragment Run Box (‘trun’), as defined in Section 2.3.20.
- For DCC Movie Fragments which contain encrypted samples:
 - the Track Fragment Box (‘traf’) SHALL contain exactly one Sample Auxiliary Information Offsets Box (‘sai0’) with an aux_info_type value of “cenc” and exactly one Sample Auxiliary Information Sizes Box (‘sais’) with an aux_info_type value of “cenc”, as specified in Section 2.2.6; and
 - the Track Fragment Box (‘traf’) SHALL contain exactly one Sample Encryption Box (‘senc’), as specified in [CENC] Section 8.1; and
 - if the DCC Movie Fragment contains samples with different encryption keys, the DCC Movie Fragments SHALL contain a sample group and sample group description (‘seig’) as specified in [CENC].

The Media Data Box (‘mdat’) in a DCC Movie Fragment SHALL comply with Section 2.3.22 of this Specification, and the following requirements:

Common File Format & Media Formats Specification Version 2.2

- The Media Data Box in the DCC Movie Fragment SHALL contain all of the media samples (i.e. audio, video or subtitles) referred to by the Track Fragment Box that falls within the same DCC Movie Fragment.
- To ensure DCC Movie Fragments containing different media types with parallel decode times are placed in close proximity to one another in a DCC, DCC Movie Fragments SHALL be ordered in sequence based on the decode time of the first sample in each DCC Movie Fragment (i.e. the movie fragment start time). When DCC Movie Fragments share the same start times, smaller size fragments SHOULD be stored first.

Note: In the case of subtitle tracks, the movie fragment start time might not equal the actual time of the first appearance of text or images in the CFF-TT document stored in the first and only sample in DCC Movie Fragment.

- Additional constraints for tracks are defined corresponding to the track's media type, as follows:
 - Video tracks: See Section 4.2 Data Structure for Video Track.
 - Audio tracks: See Section 5.2 Data Structure for Audio Track.
 - Subtitle tracks: See Section 6.7 Data Structure for CFF-TT Track.

Common File Format & Media Formats Specification Version 2.2

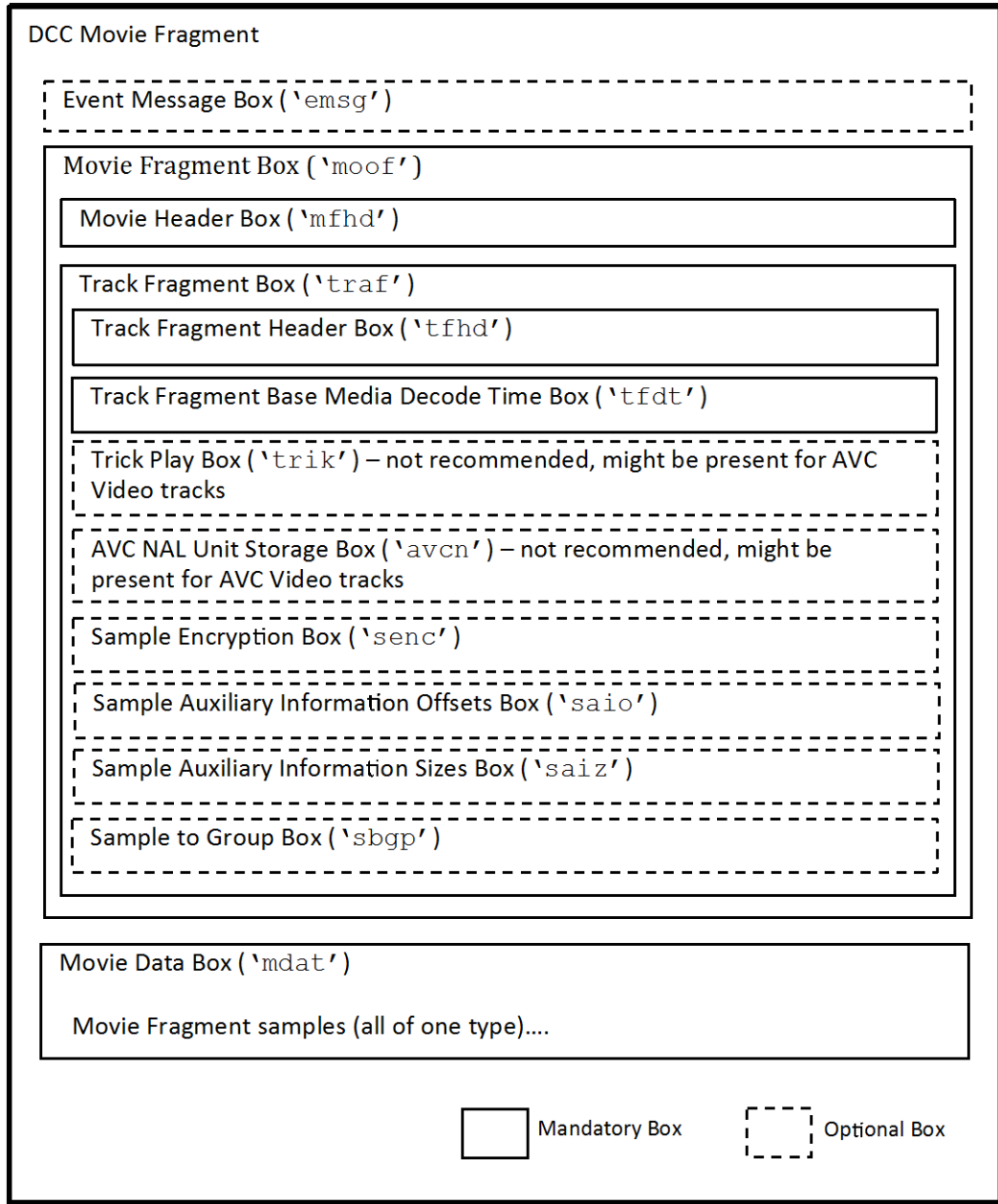


Figure 2-3 – DCC Movie Fragment Structure

2.1.4 DCC Footer

The DCC Footer contains Optional Multi-Track Metadata and optional information for supporting random access into the audio-visual contents of the file, as shown in Figure 2-4. The box requirements defined for DCC Footer SHALL apply to the DCC after the last box in the last DCC Movie Fragment through to the end of the DCC. These boxes are defined in compliance with [ISO] with the following additional constraints and requirements:

- The DCC Footer MAY contain a Meta Box ('meta'), as defined in [ISO] Section 8.11.1. If the Meta Box ('meta'), is present in the DCC Footer:

Common File Format & Media Formats Specification Version 2.2

- The Meta Box (‘meta’) SHALL contain a Handler Reference Box (‘hdlr’) for Common File Metadata, as defined in Section 2.3.3.
 - The Handler Reference Box for Common File Metadata SHALL be followed by an XML Box (‘xml’) for Optional Metadata, as defined in Section 2.3.4.2.
 - The Meta Box (‘meta’) MAY contain an Item Location Box (‘iloc’) to enable XML references to images and any other binary data contained in the file, as defined in [ISO] Section 8.11.3. If any such reference exists, then the Item Location Box SHALL exist.
 - Images and any other binary data referred to by the contents of the XML Box for Optional Metadata SHALL be stored in one ‘idat’ Box which SHOULD follow all of the boxes the Meta Box contains. Each item SHALL have a corresponding entry in the ‘iloc’ described above and the ‘iloc’ construction_method field SHALL be set to ‘1’.
- The DCC Footer MAY contain a Movie Fragment Random Access Box (‘mfra’), as defined in [ISO]Section 8.8.9. If the Movie Fragment Random Access Box (‘mfra’) is present in the DCC Footer:
 - Movie Fragment Random Access Box (‘mfra’) SHALL be the last file-level box in the DCC Footer.
 - The Movie Fragment Random Access Box (‘mfra’) SHALL contain one Track Fragment Random Access Box (‘tfra’), as defined in Section 2.3.18, for each track in the file.
 - The last box contained within the Movie Fragment Random Access Box SHALL be a Movie Fragment Random Access Offset Box (‘mfro’), as defined in [ISO] Section 8.8.11.

Common File Format & Media Formats Specification Version 2.2

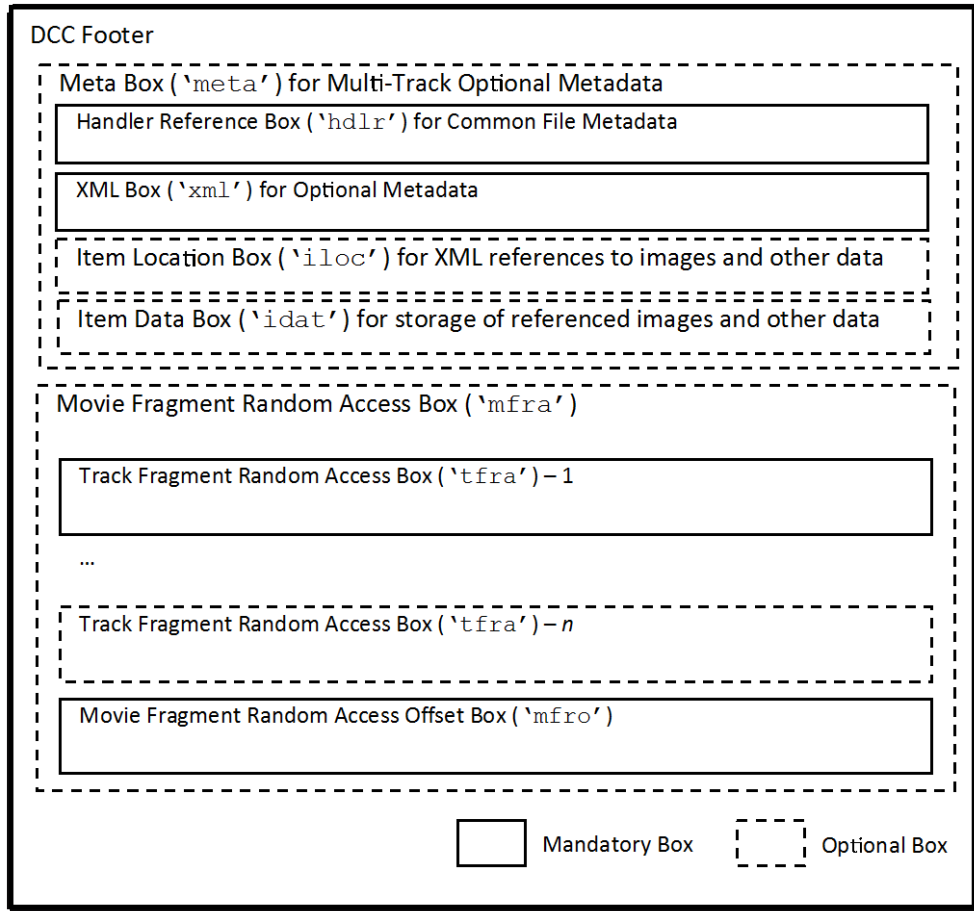


Figure 2-4 – Structure of a DCC Footer

2.2 Extensions to ISO Base Media File Format

2.2.1 Standards and Conventions

2.2.1.1 Extension Box Registration

The extension boxes defined in Section 2.2 are not part of the original [ISO] specification but have been registered with [MP4RA].

2.2.1.2 Notation

To be consistent with [ISO], this section uses a class-based notation with inheritance. The classes are consistently represented as structures in the file as follows: The fields of a class appear in the file structure in the same order they are specified, and all fields in a parent class appear before fields for derived classes.

Common File Format & Media Formats Specification Version 2.2

For example, an object specified as:

```
aligned(8) class Parent (  
    unsigned int(32) p1_value, ..., unsigned int(32) pN_value)  
{  
    unsigned int(32) p1 = p1_value;  
    ...  
    unsigned int(32) pN = pN_value;  
}
```

```
aligned(8) class Child (  
    unsigned int(32) p1_value, ... , unsigned int(32) pN_value,  
    unsigned int(32) c1_value, ... , unsigned int(32) cN_value)  
    extends Parent (p1_value, ..., pN_value)  
{  
    unsigned int(32) c1 = c1_value;  
    ...  
    unsigned int(32) cN = cN_value;  
}
```

Maps to:

```
aligned(8) struct  
{  
    unsigned int(32) p1 = p1_value;  
    ...  
    unsigned int(32) pN = pN_value;  
    unsigned int(32) c1 = c1_value;  
    ...  
    unsigned int(32) cN = cN_value;  
}
```

This section uses `string` syntax elements. These fields SHALL be encoded as a string of UTF-8 bytes as defined in [UNICODE], followed by a single null byte (0x00). When an empty string value is provided, the field SHALL be encoded as a single null byte (0x00)."

Common File Format & Media Formats Specification Version 2.2

When a box contains other boxes as children, child boxes always appear after any explicitly specified fields, and can appear in any order (i.e. sibling boxes can always be re-ordered without breaking compliance to the specification).

2.2.2 Content Information Box ('coin')

Box Type 'coin'

Container Movie Box ('moov')

Mandatory Yes

Quantity One

The Content Information Box ('coin') contains the file metadata necessary to identify, license and play content within an Ecosystem.

2.2.2.1 Syntax

```
aligned(8) class ContentInformationBox
    extends FullBox('coin', version=1, flags=0)
{
```

```
    string          mime_subtype_name;
    string          profile-level-idc;
    string          codecs;
    string          protection;
    string          languages;
    unsigned int(8) brand_entry_count;
    for( int i=0; i < brand_entry_count; i++)
    {
        unsigned int(32) iso_brand;
        unsigned int(32) version
    }
    unsigned int(8) id_entry_count;
    for( int i=0; i < id_entry_count; i++)
    {
        string      namespace;
```

Common File Format & Media Formats Specification Version 2.2

```
    string    asset_id;
}

unsigned int(8) id_dependent_entry_count;
for( int i=0; i < id_dependent_entry_count; i++)
{
    string dependent_namespace;
    string dependent_asset_id;
}
}
```

2.2.2.2 Semantics

- `mime_subtype_name` - identifies the Media Type associated with the DCC and SHALL be set in accordance with the Media Type Template requirements defined in Annex D.
- `profile-level-idc` - SHALL be set in accordance with the `profile-level-idc` parameter requirements defined in Annex D.
- `codecs` - SHALL be set in accordance with the `codecs` parameter requirements defined in Annex D.
- `protection` - SHALL be set in accordance with the `protected` parameter requirements defined in Annex D.
- `languages` - SHALL be set in accordance with the `languages` parameter requirements defined in Annex D.
- `brand_entry_count` - SHALL be set to the number of ISO brand entries contained in the Content Information Box ('`coin`').
- `iso_brand` - SHALL be set to a [MP4RA] four character code associated with an ISO brand with which the DCC is compatible. One brand entry SHALL exist for each such ISO brand. All brands signaled in the File Type Box ('`ftyp`'), including both `major_brand` and `compatible_brand` values, SHALL be signaled here. The DCC SHALL conform to the requirements of any ISO brand signaled here.
- `version` - SHALL be set to the version of the specification associated with the ISO brand as defined by the relevant specification. For brands defined by [ISO], the field value will be set to the integer representation of '4' (to represent "fourth edition").
 - Any ISO brands defined in this specification SHALL be set to the integer representation of `DMEDIA_VERSION_NOPOINTS` (defined in Annex A.).
- `id_entry_count` - SHALL be set to the number of asset ID entries contained in the Content Information Box ('`coin`').
- `namespace` - SHALL be set to the namespace associated with the asset identifier. The namespace indicated SHOULD be a namespace that is registered or otherwise managed e.g. for [RFC2141] the namespace field could be set to "urn:<NID>" or for [RFC4151] the namespace field could be "tag:<taggingEntity>".

Common File Format & Media Formats Specification Version 2.2

- `asset-id` - SHALL identify the content rendition within the defined namespace including the namespace. The `asset-id` field SHALL be globally unique.
- `dependent_entry_count` - SHALL be set to the number of dependent asset ID entries contained in the Content Information Box (`'coin'`). If there are no dependent assets then this field SHALL be set to 0.
- `dependent_namespace` - SHALL be set to the namespace associated with the asset identifier of a dependent asset. The namespace indicated SHOULD comply with the namespace registration/management requirements defined for the `namespace` field.
- `dependent_asset_id` - SHALL identify the dependent asset within the defined namespace including the namespace. This field is used to signal that the DCC depends on another asset to decode the DCC.

2.2.3 AVC NAL Unit Storage Box (`'avcn'`)

The AVC NAL Unit Storage Box (`'avcn'`) SHOULD NOT be used. Instead sole use of the (`'avc3'`) in-band sample entries as per Section 4.3.1.1 is recommended.

The AVC NAL Unit Storage Box (`'avcn'`) SHALL NOT appear in AVC Video tracks which include the (`'avc3'`) in-band sample entries (defined in Section 4.3.1.1) and SHALL NOT appear in HEVC Video tracks.

Box Type `'avcn'`

Container Track Fragment Box (`'traf'`)

Mandatory No

Quantity Zero, or one in an AVC track fragment in a file

An AVC NAL Unit Storage Box SHALL contain an `AVCDecoderConfigurationRecord`, as defined in section 5.3.3.1 of [ISOVIDEO].

2.2.3.1 Syntax

```
aligned(8) class AVCNALBox
    extends Box('avcn')
{
    AVCDecoderConfigurationRecord()  AVCConfig;
}
```

2.2.3.2 Semantics

- `AVCConfig` - SHALL contain sufficient `sequenceParameterSetNALUnit` and `pictureParameterSetNALUnit` entries to describe the configurations of all samples referenced by the current track fragment.

Common File Format & Media Formats Specification Version 2.2

Note: `AVCDecoderConfigurationRecord` contains a table of each unique Sequence Parameter Set NAL unit and Picture Parameter Set NAL unit referenced by AVC Slice NAL Units contained in samples in this track fragment. As defined in [ISOVIDEO] Section 5.2.4.1.2 semantics:

- `sequenceParameterSetNALUnit` contains a SPS NAL Unit, as specified in [AVC]. SPSs shall occur in order of ascending parameter set identifier with gaps being allowed.
- `pictureParameterSetNALUnit` contains a PPS NAL Unit, as specified in [AVC]. PPSs shall occur in order of ascending parameter set identifier with gaps being allowed.

2.2.4 Trick Play Box (‘trik’)

The Trick Play Box (‘trik’) SHOULD NOT be used.

The Trick Play Box (‘trik’) SHALL NOT appear in AVC Video tracks which utilize the (‘avc3’) in-band sample entries (defined in Section 4.3.1.1) and SHALL NOT appear in HEVC Video tracks.

Box Type	‘trik’
Container	Track Fragment Box (‘traf’)
Mandatory	No (May be used for AVC Video tracks which include (‘avc1’) sample entries as per Section 4.3.1.1)
Quantity	Zero or one

This box answers three questions about AVC Video sample dependency:

1. Is this sample independently decodable (i.e. does this sample NOT depend on others)?
2. Can normal-speed playback be started from this sample with full reconstruction of all subsequent pictures in output order?
3. Can this sample be discarded without interfering with the decoding of a known set of other samples?

When performing random access (i.e. starting normal playback at a location within the track), beginning decoding at samples of picture type 1 and 2 ensures that all subsequent pictures in output order will be fully reconstructable.

Note: Pictures of type 3 (unconstrained I-picture) can be followed in output order by samples that reference pictures prior to the entry point in decoding order, preventing those pictures following the I-picture from being fully reconstructed if decoding begins at the unconstrained I-picture.

When performing “trick” mode playback, such as fast forward or reverse, it is possible to use the dependency level information to locate independently decodable samples (i.e. I-pictures), as well as pictures that can be discarded without interfering with the decoding of subsets of pictures with lower `dependency_level` values.

If the Trick Play Box (‘trik’) is present in an AVC Video track, it SHALL be present in the Track Fragment Box (‘traf’) for all AVC Video track fragments.

Common File Format & Media Formats Specification Version 2.2

As this box appears in a Track Fragment Box, `sample_count` SHALL be taken from the `sample_count` in the corresponding Track Fragment Run Box (`'trun'`).

All independently decodable samples in the video track fragment (i.e. I-frames) SHALL have a correct `pic_type` value set (value 1, 2 or 3); and all other samples SHOULD have the correct `pic_type` and `dependency_level` set for all pictures contained in the video track fragment.

2.2.4.1 Syntax

```
aligned(8) class TrickPlayBox
    extends FullBox('trik', version=0, flags=0)
{
    for (i=0; I < sample_count; i++) {
        unsigned int(2)  pic_type;
        unsigned int(6)  dependency_level;
    }
}
```

2.2.4.2 Semantics

- `pic_type` takes one of the following values for AVC video:
 - 0 – The type of this sample is unknown.
 - 1 – This sample is an IDR picture.
 - 2 – This sample is a Random Access (RA) I-picture, as defined in Section 4.2.6.
 - 3 – This sample is an unconstrained I-picture.
- `dependency_level` indicates the level of dependency of this sample, as follows:
 - 0x00 – The dependency level of this sample is unknown.
 - 0x01 to 0x3E – This sample does not depend on samples with a greater `dependency_level` values than this one.
 - 0x3F – Reserved.

2.2.5 Clear Samples within an Encrypted Track

“Encrypted tracks” MAY contain unencrypted samples. An “Encrypted track” is a track whose Sample Entry has the `codingname` of either `'encv'` or `'enca'` and has Track Encryption Box (`'tenc'`) with `IsEncrypted` value of 0x1.

If samples in a DCC Movie Fragment for an “encrypted track” are not encrypted, the Track Fragment Box (`'traf'`) of the Movie Fragment Box (`'moof'`) in that DCC Movie Fragment SHALL contain a Sample to Group Box (`'sbgp'`) and a Sample Group Description Box (`'sgpd'`). The entry in the Sample to Group Box (`'sbgp'`) describing the unencrypted samples SHALL have a `group_description_index` that points to a `CencSampleEncryptionInformationVideoGroupEntry` or

Common File Format & Media Formats Specification Version 2.2

`CencSampleEncryptionInformationAudioGroupEntry` structure that has an `IsEncrypted` of '0x0' (Not encrypted) and a `KID` of zero (16 bytes of '0'). The `CencSampleEncryptionInformationVideoGroupEntry` or `CencSampleEncryptionInformationAudioGroupEntry` referenced by the Sample to Group Box ('`sbgp`') in a Track Fragment Box ('`traf`') SHALL be present at the referenced group description index location in the Sample Group Description Box ('`sgpd`') in the same Track Fragment Box ('`traf`').

Note: The group description indexes start at 0x10001 as specified in [ISO].

Track fragments SHALL NOT have a mix of encrypted and unencrypted samples. For clarity, this does not constrain subsample encryption as defined in [CENC] for NAL Structured Video tracks. If a track fragment is not encrypted, then the Sample Encryption Box ('`senc`'), and related Sample Auxiliary Information Offsets Box ('`saio`') and Sample Auxiliary Information Sizes Box ('`saiz`') SHALL be omitted.

2.2.6 Storing Sample Auxiliary Information in a Sample Encryption Box

For encrypted track fragments, the Track Fragment Box ('`traf`') SHALL contain a Sample Auxiliary Information Offsets Box ('`saio`') with an `aux_info_type` value of "cenc" as defined in [CENC] Section 7 to provide sample-specific encryption data. This Sample Auxiliary Information Offsets Box ('`saio`') is constrained as follows:

- The `offset` field SHALL point to the first byte of the first initialization vector in the Sample Encryption Box ('`senc`'); and
- The `entry_count` field SHALL be 1 as the data in the Sample Encryption Box ('`senc`') is contiguous for all of the samples in the movie fragment (the `CencSampleAuxiliaryDataFormat` structure has the same format as the data in the Sample Encryption Box ('`senc`'), by design); and
- the `offset` field of the entry SHALL be calculated as the difference between the first byte of the containing Movie Fragment Box ('`moof`') and the first byte of the first `InitializationVector` in the Sample Encryption Box (assuming movie fragment relative addressing where no base data offset is provided in the track fragment header).

The size of this sample auxiliary data SHALL be specified in a Sample Auxiliary Information Sizes Box ('`saiz`') with an `aux_info_type` value of "cenc", as defined in [CENC] Section 7. This Sample Auxiliary Information Sizes Box ('`saiz`') is constrained as follows:

- the `sample_count` field SHALL match the `sample_count` in the Sample Encryption Box ('`senc`'); and
- the `default_sample_info_size` SHALL be zero ('0') if the size of the per-sample information is not the same for all of the samples in the Sample Encryption Box ('`senc`').
Note that sample encryption information, such as initialization vectors, referenced by the Sample Auxiliary Information Offsets Box ('`saio`') takes precedence over sample encryption information stored in the Sample Encryption Box ('`senc`').

Common File Format & Media Formats Specification Version 2.2

2.3 Constraints on ISO Base Media File Format Boxes

2.3.1 File Type Box (‘ftyp’)

Files conforming to the Common File Format SHALL include a File Type Box (‘ftyp’) as specified by [ISO] Section 4.3 with the following constraints:

- The ‘ccff’ ISO brand SHALL be set as a `compatible_brand` in the File Type Box (‘ftyp’). Note: Signaling of the ‘ccff’ brand indicates that the file fully complies with Sections 1 through to 6 of this specification.
 - If the `major_brand` field is set to ‘ccff’, the `minor_version` field SHALL be set to the integer representation of `DMEDIA_VERSION_NOPOINTS` (defined in Annex A.).
 - Note: `compatible_brands` might include additional brands that the file conforms to such as ‘iso6’.

2.3.2 Movie Header Box (‘mvhd’)

The Movie Header Box in a DCC SHALL conform to [ISO] Section 8.2.2 with the following additional constraints:

- The value of the duration field SHALL be set to a value of zero (‘0’).
- The following fields SHALL be set to their default values as defined in [ISO]:
 - `rate`, `volume` and `matrix`.

2.3.3 Handler Reference Box (‘hdlr’) for Common File Metadata

The Handler Reference Box (‘hdlr’) for Common File Metadata SHALL conform to [ISO] Section 8.4.3 with the following additional constraints:

- The value of the `handler_type` field SHALL be ‘cfmd’, indicating the Common File Metadata handler for parsing required and optional metadata defined in Section 4 of [DMeta].
- For Multi-Track Required Metadata, the value of the `name` field SHOULD be “Required Metadata”.
- For Multi-Track Optional Metadata, the value of the `name` field SHOULD be “Optional Metadata”.

2.3.4 XML Box (‘xml’) for Common File Metadata

Two types of XML Boxes are defined in this specification. One contains Multi-Track Required Metadata, and the other contains Multi-Track Optional Metadata. Other types of XML Boxes not defined here MAY exist within a DCC.

2.3.4.1 XML Box (‘xml’) for Multi-Track Required Metadata

The XML Box for Multi-Track Required Metadata SHALL conform to [ISO] Section 8.11.2 with the following additional constraints:

Common File Format & Media Formats Specification Version 2.2

- The `xml` field SHALL contain a well-formed XML document with contents that conform to Section 4.1 of [DMeta].

2.3.4.2 XML Box (`'xml'`) for Multi-Track Optional Metadata

The XML Box for Multi-Track Optional Metadata SHALL conform to [ISO] Section 8.11.2 with the following additional constraints:

- The `xml` field SHALL contain a well-formed XML document with contents that conform to Section 4.2 of [DMeta].

2.3.5 Track Header Box (`'tkhd'`)

Track Header Boxes in a DCC SHALL conform to [ISO] Section 8.3.1 with the following additional constraints:

- The value of the `duration` field SHALL be set to a value of zero ('0').
- The following fields SHALL be set to their default values as defined in [ISO]:
 - `matrix`
- The following field SHALL be set to its default value as defined in [ISO], unless specified otherwise in this specification:
 - `layer`

Note: Section 6.7.1.1 specifies the `layer` field value for subtitle tracks.

- The `width` and `height` fields for a non-visual track (i.e. audio) SHALL be 0.
- The `width` and `height` fields for a visual track SHALL specify the track's visual presentation size as fixed-point 16.16 values expressed in square pixels after decoder cropping parameters have been applied, without cropping of video samples in "overscan" regions of the image and after scaling has been applied to compensate for differences in video sample sizes and shapes; e.g. NTSC and PAL non-square video samples, and sub-sampling of horizontal or vertical dimensions. Track video data is normalized to these dimensions (logically) before any transformation or displacement caused by a composition system or adaptation to a particular physical display system. Track and movie matrices, if used, also operate in this uniformly scaled space.
 - Note: Section 4.2.1 specifies additional constraints for Video tracks and Section 6.7.2 specifies additional constraints for Subtitle tracks.

2.3.6 Media Header Box (`'mdhd'`)

Media Header Boxes in a DCC SHALL conform to [ISO] Section 8.4.2 with the following additional constraints:

- The value of the `duration` field SHALL be set to a value of zero ('0');

Common File Format & Media Formats Specification Version 2.2

Note: The `duration` field in the Media Header Box (`'mdhd'`) applies to the Track Box (`'trak'`), which contains no media samples in DCCs. The duration of an entire fragmented movie can optionally be stored in the `fragment_duration` field of the Movie Extends Header Box (`'mehd'`), which is equal to the sum of all track fragment durations in the longest track in the movie.

- The `timescale` field SHOULD contain a value that is exactly divisible by sample duration (this allows a fixed default sample duration rather than a table with different values per sample, which would be required if the timebase causes rounding or sampling errors on fixed duration audio and video samples);
- The `language` field SHOULD represent the original release language of the content.

Note: Required Metadata (as defined in Section 2.1.2.1) provides normative language definitions for CFF.

2.3.7 Video Media Header (`'vmhd'`)

Video Media Header Boxes in a DCC SHALL conform to [ISO] Section 8.4.5 with the following additional constraints:

- The following fields SHALL be set to their default values as defined in [ISO] Section 8.4.5:
 - `version=0`
 - `graphicsmode=0`
 - `opcolor={0, 0, 0}`

2.3.8 Sound Media Header (`'smhd'`)

Sound Media Header Boxes in a DCC SHALL conform to [ISO] Section 8.4.5 with the following additional constraints:

- The following fields SHALL be set to their default values as defined in [ISO] Section 8.4.5:
 - `version=0`

2.3.9 Subtitle Media Header Box (`'sthd'`)

Subtitle Media Header Boxes in a DCC SHALL conform to [ISO] Section 8.4.5 with the following additional constraints:

- The following fields SHALL be set to their default values as defined in [ISO] Section 8.4.5:
 - `version=0`

2.3.10 Data Reference Box (`'dref'`)

Data Reference Boxes in a DCC SHALL conform to [ISO] Section 8.7.2 with the following additional constraints:

Common File Format & Media Formats Specification Version 2.2

- The Data Reference Box (`'dref'`) SHALL contain a single entry with the `entry_flags` field set to `0x000001` (which means that the media data is in the same file as the Movie Box containing this data reference).

2.3.11 Sample Description Box (`'stsd'`)

Sample Description Boxes in a DCC SHALL conform to version 0 as defined in [ISO] Section 8.5.2 with the following additional constraints:

- Sample entries for encrypted tracks (those containing any encrypted sample data) SHALL encapsulate the existing sample entry with a Protection Scheme Information Box (`'sinf'`) that conforms to Section 2.3.14.
- For video tracks, a visual sample entry SHALL be used. Design rules are specified in Section 4.2.2.
- For audio tracks, an audio Sample entry SHALL be used. Design rules are specified in Section 5.2.6.
- For subtitle tracks a subtitle sample entry SHALL be used. Design rules are specified in Section 6.7.1.5.

2.3.12 Protection Scheme Information Box (`'sinf'`)

The DCC SHALL use Common Encryption as defined in [CENC] and follow Scheme Signaling as defined in [CENC] Section 4. The DCC MAY include more than one `'sinf'` box.

2.3.13 Decoding Time to Sample Box (`'stts'`)

Decoding Time to Sample Boxes in a DCC SHALL conform to [ISO] Section 8.6.1.2 with the following additional constraints:

- The `entry_count` field SHOULD have a value of zero ('0').

2.3.14 Sample to Chunk Box (`'stsc'`)

Sample to Chunk Boxes in a DCC SHALL conform to [ISO] Section 8.7.4 with the following additional constraints:

- The `entry_count` field SHALL be set to a value of zero ('0').

2.3.15 Sample Size Boxes (`'stsz'` or `'stz2'`)

Both the `sample_size` and `sample_count` fields of the `'stsz'` box SHALL be set to zero ('0'). The `sample_count` field of the `'stz2'` box SHALL be set to zero ('0'). The actual sample size information can be found in the Track Fragment Run Box (`'trun'`) for the track. Note: this is because the Movie Box (`'moov'`) contains no media samples.

Common File Format & Media Formats Specification Version 2.2

2.3.16 Chunk Offset Box (‘stco’)

Chunk Offset Boxes in a DCC SHALL conform to [ISO] Section 8.7.5 with the following additional constraints:

- The `entry_count` field SHALL be set to a value of zero (‘0’).

2.3.17 Track Extends Box (‘trex’)

Track Extends Boxes (‘trex’) in a DCC SHALL conform to [ISO] Section 8.8.3. DCCs SHALL NOT rely on default flags or parameters in the Track Extends Box (‘trex’) located in the Movie Box (‘moov’), including:

- `default_sample_description_index`
- `default_sample_duration`
- `default_sample_size`
- `default_sample_flags`

Note: Default sample parameters in the Track Extends Box (‘trex’) are stored in the DCC Header, and may not be available for each Media Segment during decoding. Values in the Track Fragment Run Box (‘trun’) override default values in the Track Fragment Header Box (‘tfhd’) which override default values in the Track Extends Box (‘trex’); so default values can be set in the Track Extends Box (‘trex’) as long as they are duplicated or overridden by values in the Track Fragment Header Box (‘tfhd’) or Track Fragment Run Box (‘trun’) so that the effective values are stored in each movie fragment e.g. a default duration can be set for audio or video samples in the Track Extends Box (‘trex’) and every Track Fragment Header Box (‘tfhd’), and that duration can be inherited by default by all samples in Track Fragment Run Boxes (‘trun’).

2.3.18 Movie Fragment Header Box (‘mfhd’)

Movie Fragment Header Boxes (‘mfhd’) in a DCC SHALL conform to [ISO] Section 8.8.5 with the following additional constraints:

- Movie Fragment Header Boxes (‘mfhd’) SHALL contain `sequence_number` values that are sequentially numbered starting with the number 1 and incrementing by +1, sequenced by movie fragment storage and presentation order.

2.3.19 Track Fragment Header Box (‘tfhd’)

Track Fragment Header Boxes (‘tfhd’) in a DCC SHALL conform to [ISO] Section 8.8.7 with the following additional constraints:

- the `base-data-offset-present` flag (in the `tf_flags` field) SHALL be set to false in order to indicate that media samples are addressed using byte offsets relative to the first byte of the Movie Fragment Box (‘moof’); and

Common File Format & Media Formats Specification Version 2.2

- the `default-base-is-moof` flag (in the `tf_flags` field) SHALL be set to true in order to indicate that the `data_offset` field in the Track Fragment Run Box ('`trun`') is always calculated relative to the first byte of the enclosing Movie Fragment Box ('`moof`').

2.3.20 Track Fragment Run Box ('`trun`')

Track Fragment Run Boxes ('`trun`') in a DCC SHALL conform to [ISO] Section 8.8.8 with the following additional constraints:

- the `version` field SHALL be set to '1'; and
- the `data-offset-present` flag (in the `tf_flags` field) SHALL be set to true in order to indicate that the `data_offset` field is present and contains the byte offset from the start of this fragment's Movie Fragment Box ('`moof`') to the first sample of media data in the following Media Data Box ('`mdat`').

2.3.21 Segment Index Box ('`sidx`')

The Segment Index Box ('`sidx`') SHALL comply with [ISO] Section 8.16.3 with the following additional constraints:

- The `timescale` field SHALL have the same value as the `timescale` field in the Media Header Box ('`mdhd`') within the same track; and
- ➤the `reference_ID` field SHALL be set to the `track_ID` of the ISO Media track as defined in the Track Header Box ('`tkhd`').

2.3.22 Media Data Box ('`mdat`')

Each DCC Movie Fragment contains an instance of a Media Data box for media samples. The definition of this box complies with the Media Data Box ('`mdat`') definition in [ISO] Section 8.1.1 with the following additional constraints:

- Each instance of this box SHALL contain only media samples for a single track fragment of media content (i.e. audio, video, or subtitles from one track). In other words, all samples within an instance of this box belong to the same DCC Movie Fragment.

2.3.23 Track Fragment Random Access Box ('`tfra`')

Track Fragment Random Access Boxes in a DCC SHALL conform to [ISO] Section 8.8.10 with the following additional constraint:

- At least one entry SHALL exist for each fragment in the track that refers to the first random accessible sample in the fragment.

Common File Format & Media Formats Specification Version 2.2

2.4 Inter-track Synchronization

There are two techniques available to shift decoding and composition timelines to guarantee accurate inter-track synchronization: 1) use negative composition offsets; or 2) use edit lists. These techniques are used when there is reordering of video frames, and/or misalignment of initial video and audio frame boundaries to achieve accurate inter-track synchronization. A combination of these techniques can be used; negative composition offsets to adjust for reordering of video frames without introducing presentation delay, and edit lists for an audio track to adjust for initial audio sync frame boundary misalignment. This section describes how to use these techniques.

2.4.1 Mapping media timeline to presentation timeline

Negative composition offsets in the Track Run Box (`'trun'`) SHALL be used to adjust the composition time of the first presented video sample in a video track fragment to equal the decode time of the first decoded sample in that fragment. Composition offsets in subsequent samples SHALL reorder samples for continuous presentation at the intended frame rate. Note: This results in video tracks being synchronized to movie presentation time, and to audio and subtitle tracks whose sample presentation times also equal their decode times.

The Edit List Box (`'elst'`) SHALL NOT be used to map the specified Media-Time in the media timeline to the start of the presentation timeline in video tracks.

2.4.2 Adjusting audio sync frame boundary misalignments

To adjust for misalignment between the start of the first audio sync frame boundary and the start of the movie timeline, an edit list timeline mapping edit entry MAY be used to define an initial offset in the audio track. This might be necessary to correct for a non-zero presentation time of the first audio sync frame - for example audio encoding began earlier and was then trimmed to the nearest sync frame to align with the start of video presentation. Unless audio and video encoders start simultaneously, audio and video frame boundaries will usually not be aligned because they have different durations. Audio track fragments SHALL start with the first sync frame that overlaps or starts at presentation time zero.

When there is a sync frame boundary mismatch and accurate inter-track synchronization is required:

- The audio timeline mapping edit entry values are set as follows:

`Segment-duration = 0`

`Media-Time = initial offset`

`Media-Rate = 1`

3 Encryption of Track Level Data

3.1 Multiple DRM Support (Informative)

Support for multiple DRM systems in the Common File Format is accomplished by using the Common Encryption mechanism defined in [CENC], along with additional methods for storing DRM-specific information. The standard encryption method utilizes AES 128-bit in Counter mode (AES-CTR) as defined in [AES]. Encryption metadata is described using track level defaults in the Track Encryption Box (‘*tenc*’) that can be overridden using sample groups. Protected tracks are signaled using the Scheme method specified in [ISO]. DRM-specific information can be stored in the new *Protection System Specific Header Box* (‘*pssh*’).

Initialization vectors are specified on a sample basis to facilitate features such as fast forward and reverse playback. Key Identifiers (KID) are used to indicate what encryption key was used to encrypt the samples in each track or fragment. Each of the Media Profiles (see Annex B.) define constraints on the number and selection of encryption keys for each track, but any fragment in an encrypted track can be unencrypted if identified as such by the *IsEncrypted* field in the fragment metadata.

By standardizing the encryption algorithm in this way, the same file can be used by multiple DRM systems, and multiple DRM systems can grant access to the same file thereby enabling playback of a single media file on multiple DRM systems. The differences between DRM systems are reduced to how they acquire the decryption key, and how they represent the usage rights associated with the file.

The data objects used by the DRM-specific methods for retrieving the decryption key and rights object or license associated with the file are stored in the Protection System Specific Header Box (‘*pssh*’) as specified in [CENC]. Players are required to be capable of parsing the files that include this DRM signaling mechanism. Any number of Protection System Specific Header Boxes (‘*pssh*’) can be contained in the Movie Box (‘*moov*’) or in the Media Package specified by [DDMP]; each box corresponding to a different DRM system. The boxes and DRM system are identified by a *SystemID*. The data objects used for retrieving the decryption key and rights object are stored in an opaque data object of variable size within the Protection System Specific Header Box. A DCC Header requires that a Free Space Box (‘*free*’), if present, be the last box in the Movie Box, following any Protection System Specific Header Boxes (‘*pssh*’) that it can contain. When DRM-specific information is added into a DCC it is required that the total size of the DRM-specific information and Free Space Box remains constant, in order to avoid changing the file size and invalidating byte offset pointers used throughout the media file.

Decryption is initiated when a device determines that the file has been protected by a stream type of ‘*encv*’ (encrypted video) or ‘*enca*’ (encrypted audio) – this is part of the ISO standard. The ISO parser examines the Scheme Information box within the Protection Scheme Information Box and determines that the track is encrypted via the DECE scheme. The parser then looks for a Protection System Specific Header Box (‘*pssh*’) that corresponds to a DRM, which it supports. A device uses the opaque data in the selected Protection System Specific Header Box to accomplish everything required by the particular DRM system to obtain a decryption key, obtain rights objects or licenses, authenticate the content, and authorize the playback system. Using the key it obtains and a key identifier in the Track Encryption Box (‘*tenc*’) or a sample group description with grouping type of ‘*seig*’, which is shared by all the DRM systems, it can then decrypt audio and video samples.

Common File Format & Media Formats Specification Version 2.2

3.2 Track Encryption

Encrypted track level data in a DCC SHALL use the encryption scheme defined in [CENC] Section 9.

Encrypted NAL Structured Video tracks SHALL follow the scheme outlined in [CENC] Section 9.6.2, which defines a NAL unit based encryption scheme to allow access to NALs and unencrypted NAL headers in an encrypted NAL Structured Video elementary stream. All other types of tracks SHALL follow the scheme outlined in [CENC] Section 9.5, which defines a simple sample-based encryption scheme.

The following additional constraints SHALL be applied to all encrypted tracks:

- All key identifier values SHALL be a UUID conforming to [RFC4122] and binary encoded in the KID field according to [RFC4122] section 4.1.2.
- Correspondence of keys and KID values SHOULD be 1:1; i.e. if two tracks have the same key, then they will have the same KID value, and vice versa.

The following additional constraints SHALL be applied to the encryption of NAL Structured Video tracks:

- The BytesOfEncryptedData in all NAL Unit subsamples SHALL be either zero ('0') or a multiple of 16; and
- If a NAL Unit contains fewer than 112 bytes, the entire NAL Unit SHALL be unencrypted; and
- If a NAL Unit contains 112 bytes or more, the first 96 or more bytes of each NAL Unit SHALL be unencrypted.

Note: this byte range includes the NAL length and nal_unit_type fields in a NAL Unit.

4 Video Elementary Streams

4.1 Introduction

This chapter describes the video track in relation to the ISO Base Media File and the constraints on each video format. The mapping of video sequences and parameters to samples and descriptors in a DCC is defined in Section 4.2, specifying which methods allowed in [ISO] and [ISOVIDEO] SHALL be used.

4.2 Data Structure for Video Track

Common File Format for video track SHALL comply with [ISO] and [ISOVIDEO]. In this section, the operational rules for boxes and their contents of Common File Format for video track are described.

4.2.1 Track Header Box (‘tkhd’)

For video tracks, the fields of the Track Header Box (‘tkhd’) SHALL be set to the values specified below. There are some “template” fields declared to use; see [ISO].

- `flags` = 0x000007, except for the case where the track belongs to an alternate group
- `width` and `height` must correspond as closely as possible to the active picture area of the video content and SHALL be set to the Normalized Display Height and Width of the encoded video.
 - The Normalized Display Height SHALL be the vertical sample count after cropping of encoded line pairs to the active image height indicated by cropping parameters.
 - The Normalized Display Width SHALL be the equivalent number of horizontal square pixels after cropping and sample aspect ratio scaling to the active image width indicated by cropping parameters.
 - Note: Normalized Display Size indicates the video track display size after decoding and compensation for sample shape and size. A player can apply additional scaling and adaptation such as cropping or padding to match images to the shape and resolution of the display currently in use.

4.2.2 Sample Description Box (‘stsd’)

The Sample Description Box (‘stsd’) in a video track SHALL include a NAL Structured Video Parameter Set that contains:

- the maximum `width` and `height` values corresponding to the maximum cropped horizontal and vertical sample counts indicated in any Sequence Parameter Set in the track; and
- a Decoder Configuration Record which:
 - signals the highest Profile, Level, and other parameters in the video track as specified in [ISOVIDEO] Section 8.3.3.1 (HEVC) and [ISOVIDEO] Section 5.3.3.1 (AVC); and
 - contains an array of initialization NAL units (SPS and PPS NALs for AVC Video, or VPS, SPS, and PPS NALs for HEVC Video) containing parameters matching the maximum values indicated in the Decoder Configuration Record.

Common File Format & Media Formats Specification Version 2.2

- contains a [HEVC] "Mastering display colour volume SEI" if one or more [HEVC] "Mastering display colour volume SEI" messages are present in the video track.

If the Sample Description Box in a video track contains more than one visual sample entry, then the visual sample entry which satisfies the requirements above SHALL be stored as the first visual sample entry.

4.2.3 Track Fragment Run Box ('trun')

The syntax and values for Track Fragment Run Box ('trun') for video tracks SHALL conform to Section 2.3.20 with the following additional constraints:

- For samples in which presentation time stamp (PTS) and decode time stamp (DTS) differ, the `sample-composition-time-offsets-present` flag SHALL be set and corresponding values provided.
- The `data-offset-present` and `sample-size-present` flags SHALL be set and corresponding values provided.
- The `sample-duration-present` flag SHOULD be set and corresponding values provided.
- For `AVCSampleEntry('avc3')` and `HEVCSampleEntry('hev1')` NAL Structured Video tracks, the `'first_sample_flags'` SHALL signal the picture type of the first sample in each DCC Movie Fragment as specified below.
 - `sample_is_non_sync_sample=0`: If the first sample is a sync sample.
 - `sample_is_non_sync_sample=1`: If the first sample is not a sync sample.
 - `sample_depends_on=2`: If the first sample is an I frame.

4.2.4 Movie Fragment Box ('moof')

Movie Fragments in video tracks are required to conform to the following constraints:

- Every video track Movie Fragment except the last Movie Fragment of a video track SHALL have a duration of at least one second. The last Movie Fragment of a video track MAY have a duration of less than one second; and
- Every video track Movie Fragment SHALL have a duration no greater than 10.01 seconds.

4.2.5 Access Unit

The structure of an Access Unit for pictures in the video track SHALL comply with the data structure defined in Table 41-.

Table 4-1 – Access Unit structure for pictures

Syntax Elements	Mandatory/Optional
Access Unit Delimiter NAL	Mandatory
Slice data	Mandatory

Common File Format & Media Formats Specification Version 2.2

As specified in [ISOVIDEO], timing information provided within a video elementary stream SHOULD be ignored - rather, timing information provided at the file format level SHALL be used.

4.2.6 Random Access Points

A sync sample or AVC RA-I sample (see below) SHALL occur every 3.003 seconds or less within a NAL Structured Video Track.

For AVC elementary streams, an AVC Random Access (RA) I-picture is defined in this specification as an I-picture that is followed in output order by pictures that do not reference pictures that precede the AVC RA I-picture in decoding order, as shown in Figure 4-1 below.

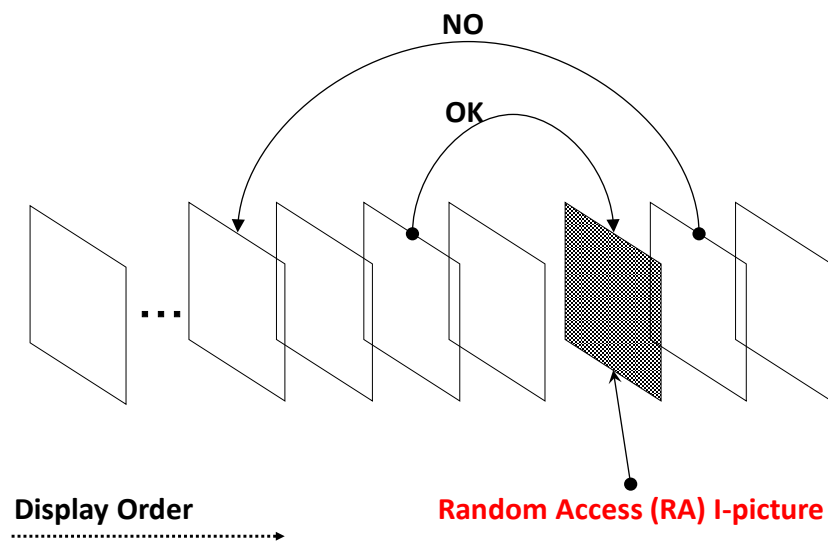


Figure 4-1 – Example of an AVC Random Access (RA) I picture

4.3 AVC

4.3.1 Storage of AVC Elementary Streams

AVC video tracks SHALL comply with Section 5 of [ISOVIDEO].

4.3.1.1 Visual Sample Entry

The syntax and values for visual sample entry:

- SHALL conform to `AVCSampleEntry ('avc1')` or `AVCSampleEntry ('avc3')` as defined in [ISOVIDEO]; and
- SHOULD conform to `AVCSampleEntry ('avc3')`.

Common File Format & Media Formats Specification Version 2.2

If AVCSampleEntry (' avc3 ') is used the following requirements apply:

- If the sample is a Sync Sample, all parameter sets needed for decoding that sample SHALL be included in the sample itself.
- If the sample is a random access point that is not a Sync Sample, all parameter sets needed for decoding that sample SHALL be included in the sample itself.

4.3.1.2 AVCDecoderConfigurationRecord

SPS NAL Units and Picture Parameter Set NAL Units MAY be mapped to AVCDecoderConfigurationRecord as specified in [ISOVIDEO] Section 5.3.3 “Decoder configuration information” and Section 5.4 “Derivation from ISO Base Media File Format”, with the following additional constraints:

- All Sequence Parameter Set NAL Units mapped to AVCDecoderConfigurationRecord SHALL conform to the constraints defined in Section 4.3.2.2.
- All Picture Parameter Set NAL Units mapped to AVCDecoderConfigurationRecord SHALL conform to the constraints defined in Section 4.3.2.3.

4.3.2 Constraints on [AVC] Elementary Streams

4.3.2.1 Picture type

All pictures SHALL be encoded as coded frames, and SHALL NOT be encoded as coded fields.

4.3.2.2 Sequence Parameter Sets (SPS)

SPS NAL Units that occur within a DCC AVC video track SHALL conform to [AVC] with the following additional constraints:

- The following fields SHALL have pre-determined values as follows:
 - gaps_in_frame_num_value_allowed_flag SHALL be set to 0
 - vui_parameters_present_flag SHALL be set to 1
- The following fields SHOULD have pre-determined values as follows:
 - frame_mbs_only_flag SHOULD be set to 1
- The values of the following fields SHALL NOT change throughout an [AVC] elementary stream:
 - profile_idc
 - level_idc
- The values of the following fields SHOULD NOT change throughout an [AVC] elementary stream:
 - direct_8x8_inference_flag

Common File Format & Media Formats Specification Version 2.2

- If the area defined by the `width` and `height` fields of the Track Header Box of a video track (see Section 2.3.5) sub-sampled to the sample aspect ratio of the encoded picture format, does not completely fill all encoded macroblocks, then the following additional constraints apply:
 - `frame_cropping_flag` SHALL be set to 1 to indicate that AVC cropping parameters are present
 - `frame_crop_left_offset` and `frame_crop_right_offset` SHALL be set such as to crop the horizontal encoded picture to the nearest even integer width (i.e. 2, 4, 6, ...) that is equal to or larger than the sub-sampled width of the track
 - `frame_crop_top_offset` and `frame_crop_bottom_offset` SHALL be set such as to crop the vertical picture to the nearest even integer height that is equal to or larger than the sub-sampled height of the track

Note: Given the definition above, for Media Profiles that support dynamic sub-sampling, if the sample aspect ratio of the encoded picture format changes within the video stream (i.e. due to a change in sub-sampling), then the values of the corresponding cropping parameters are required to change accordingly. Thus, it is possible for AVC cropping parameters to be present in one portion of an [AVC] elementary stream (i.e. where cropping is necessary) and not another. As specified in [AVC], when `frame_cropping_flag` is equal to 0, the values of `frame_crop_left_offset`, `frame_crop_right_offset`, `frame_crop_top_offset`, and `frame_crop_bottom_offset` are inferred to be equal to 0.

4.3.2.2.1 Visual Usability Information (VUI) Parameters

VUI parameters that occur within a DCC AVC video track SHALL conform to [AVC] with the following additional constraints:

- The following fields SHALL have pre-determined values as follows:
 - `aspect_ratio_info_present_flag` SHALL be set to 1
 - `chroma_loc_info_present_flag` SHALL be set to 0
 - `timing_info_present_flag` SHALL be set to 1
 - `fixed_frame_rate_flag` SHALL be set to 1
 - `pic_struct_present_flag` SHALL be set to 1, when `frame_mbs_only_flag` is set to 0
- The following fields SHOULD have pre-determined values as follows:
 - `pic_struct_present_flag` SHOULD be set to 1
 - `colour_description_present_flag` SHOULD be set to 1
 - Note: Per [AVC], if the `colour_description_present_flag` is set to 1, the `colour primaries`, `transfer characteristics` and `matrix_coeffs` fields must be defined in the [AVC] elementary stream
 - `overscan_appropriate`, if present, SHOULD be set to 0
- The values of the following fields SHALL NOT change throughout an [AVC] elementary stream:
 - `video_full_range_flag`

Common File Format & Media Formats Specification Version 2.2

- `low_delay_hrd_flag`
- `colour_primaries`, when present
- `transfer_characteristics`, when present
- `matrix_coeffs`, when present
- The condition of the following SHALL NOT change throughout an [AVC] elementary stream:
 - `time_scale/num_units_in_tick/2`

Note: The requirement that `fixed_frame_rate_flag` be set to 1 and the condition that `time_scale/num_units_in_tick/2` does not change throughout a stream ensures a fixed frame rate throughout the [AVC] elementary stream.
- The values of the following fields SHOULD NOT change throughout an [AVC] elementary stream:
 - `max_dec_frame_buffering`,
 - `colour_description_present_flag`
 - `overscan_info_present_flag`
 - `overscan_appropriate`

4.3.2.3 Picture Parameter Sets (PPS)

PPS NAL Units that occur within a DCC SHALL conform to [AVC] with the following additional constraints:

- The condition of the following fields SHALL NOT change throughout an [AVC] elementary stream:
 - `entropy_coding_mode_flag`

4.3.2.4 Maximum Bitrate

The maximum bitrate of [AVC] elementary streams SHALL be calculated by implementation of the buffer and timing model defined in [AVC] Annex C.

4.3.2.5 Frame rate

The frame rate of [AVC] elementary streams SHALL be calculated as follows:

- $$\text{frame rate} = \text{time_scale} \div (2 * \text{num_units_in_tick})$$

Note: `time_scale` and `num_units_in_tick` are [AVC] coding parameters. Based on the restrictions defined in Section 4.3.2.2.1, this equation applies to all [AVC] elementary streams conforming to this Specification.

Common File Format & Media Formats Specification Version 2.2

4.4 HEVC

4.4.1 Storage of HEVC Elementary Streams

HEVC video tracks SHALL comply with Section 8 of [ISOVIDEO].

4.4.1.1 Visual Sample Entry

The syntax and values for visual sample entry:

- SHALL conform to `HEVCSampleEntry ('hev1')` sample entries as defined in [ISOVIDEO].

The following requirements apply to `HEVCSampleEntry ('hev1')`:

- If the sample is a Sync Sample, all parameter sets needed for decoding that sample SHALL be included in the sample itself.
- If the sample is a random access point that is not a Sync Sample, all parameter sets needed for decoding that sample SHALL be included in the sample itself.

4.4.1.2 HEVCDecoderConfigurationRecord

VPS NAL Units (`NAL_unit_type = "VPS_NUT"`), SPS NAL Units (`NAL_unit_type = "SPS_NUT"`) and PPS NAL Units (`NAL_unit_type = "PPS_NUT"`) MAY be mapped to `HEVCDecoderConfigurationRecord` as specified in [ISOVIDEO] Section 8.3.3 "Decoder configuration information" and Section 8.4 "Derivation from ISO Base Media File Format", with the following additional constraints:

- All Video Parameter Set NAL Units mapped to `HEVCDecoderConfigurationRecord` SHALL conform to the constraints defined in Section 4.4.2.2.
- All Sequence Parameter Set NAL Units mapped to `HEVCDecoderConfigurationRecord` SHALL conform to the constraints defined in Section 4.4.2.3.

4.4.2 Constraints on [HEVC] Elementary Streams

4.4.2.1 Picture type

All pictures SHALL be encoded as coded frames, and SHALL NOT be encoded as coded fields.

4.4.2.2 Video Parameter Sets (VPS)

VPS NAL Units that occur within a DCC HEVC track SHALL conform to [HEVC] with the following additional constraints:

- The following fields SHALL have pre-determined values as follows:
 - `fixed_pic_rate_general_flag` SHOULD be set to 1
 - `general_interlaced_source_flag` SHALL be set to 0

Common File Format & Media Formats Specification Version 2.2

- The condition of the following fields SHALL NOT change throughout an [HEVC] elementary stream:
 - `general_profile_space`
 - `general_profile_idc`
 - `general_tier_flag`
 - `general_level_idc`

4.4.2.3 Sequence Parameter Sets (SPS)

SPS NAL Units that occur within a DCC HEVC track SHALL conform to [HEVC] with the following additional constraints:

- The following fields SHALL have pre-determined values as follows:
 - `general_frame_only_constraint_flag` SHOULD be set to 1
 - `vui_parameters_present_flag` SHALL be set to 1
- If the area defined by the `width` and `height` fields of the Track Header Box of a video track (see Section 2.3.5) sub-sampled to the sample aspect ratio of the encoded picture format does not completely fill all encoded coding tree units, the following additional constraints SHALL apply:
 - `conformance_window_flag` SHALL be set to 1 to indicate that HEVC cropping parameters are present
 - `conf_win_left_offset` and `conf_win_right_offset` SHALL be set such as to crop the horizontal encoded picture to the nearest even integer width (i.e. 2, 4, 6, ...) that is equal to or larger than the sub-sampled width of the track
 - `conf_win_top_offset` and `conf_win_bottom_offset` SHALL be set such as to crop the vertical picture to the nearest even integer height that is equal to or larger than the sub-sampled height of the track

Note: Given the definition above, for Media Profiles that support dynamic sub-sampling, if the sample aspect ratio of the encoded picture format changes within the video stream (i.e. due to a change in sub-sampling), then the values of the corresponding cropping parameters are required to change accordingly. Thus, it is possible for HEVC cropping parameters to be present in one portion of a [HEVC] elementary stream (i.e. where cropping is necessary) and not another. As specified in [HEVC], when `conformance_window_flag` is equal to 0, the values of `conf_win_left_offset`, `conf_win_right`, `conf_win_top_offset`, and `conf_win_bottom_offset` are inferred to be equal to 0.

4.4.2.3.1 Visual Usability Information (VUI) Parameters

VUI parameters that occur within a DCC HEVC track SHALL conform to [HEVC] with the following additional constraints:

- The following fields SHALL have pre-determined values as defined:
 - `aspect_ratio_info_present_flag` SHALL be set to 1
 - `chroma_sample_loc_type_top_field` and `chroma_sample_loc_type_bottom_field` SHALL be set to 0 or 2, when present
 - `vui_hrd_parameters_present_flag` SHALL be set to 1

Common File Format & Media Formats Specification Version 2.2

- `vui_timing_info_present_flag` SHALL be set to 1
- `nal_hrd_parameters_present_flag` SHALL be set to 1
- The following fields SHOULD have pre-determined values as follows:
- `colour_description_present_flag` SHOULD be set to 1.

Note: Per [HEVC], if the `colour_description_present_flag` is set to 1, the `colour_primaries`, `transfer_characteristics` and `matrix_coeffs` fields must be defined in the [HEVC] elementary stream.

- `overscan_appropriate`, if present, SHOULD be set to 0.
- The values of the following fields SHALL NOT change throughout an [HEVC] elementary stream:
 - `video_full_range_flag`
 - `chroma_loc_info_present_flag`, when present
 - `low_delay_hrd_flag`
 - `colour_primaries`, when present
 - `transfer_characteristics`, when present
 - `matrix_coeffs`, when present
 - `vui_time_scale`
 - `vui_num_units_in_tick`

Note: The requirement that `fixed_pic_rate_general` be set to 1 and the values of `vui_num_units_in_tick` and `vui_time_scale` not change throughout a stream ensures a fixed frame rate throughout the [HEVC] elementary stream.

- The values of the following fields SHOULD NOT change throughout an [HEVC] elementary stream:
 - `colour_description_present_flag`
 - `overscan_info_present_flag`
 - `overscan_appropriate`

4.4.2.4 Supplemental Enhancement Information (SEI)

SEI messages that occur within a DCC HEVC track SHALL conform to [HEVC] with the following additional constraints:

- If the Mastering display colour volume SEI message defined in [HEVC] Annex D.2.27 exists, the payload values SHALL NOT change throughout the [HEVC] elementary stream.

4.4.2.5 Maximum Delay

The (maximum) delay is the ratio of the CPB size / max-rate. The delay SHALL be less than or equal to 8 seconds

Common File Format & Media Formats Specification Version 2.2

4.4.2.6 Maximum Bitrate

The maximum bitrate of [HEVC] elementary streams SHALL be calculated by implementation of the buffer and timing model defined in [HEVC] Annex C.

4.4.2.7 Frame Rate

The frame rate of [HEVC] elementary streams SHALL be calculated as follows:

- $\text{frame rate} = \text{vui_time_scale} \div \text{vui_num_units_in_tick}$

Note: `vui_time_scale` and `vui_num_units_in_tick` are [HEVC] coding parameters. Based on the restrictions defined in Section 4.4.2.3.1, this equation applies to all [HEVC] elementary streams conforming to this Specification.

4.4.2.8 Layering

Note:

- The use of spatial layer is not specified by this Specification at this time; and
- The use of temporal layer is not specified by this Specification at this time.

4.5 Sub-sampling and Cropping

In order to promote the efficient encoding and display of video content, cropping and sub-sampling is supported. However, the extent to which each is supported is specified in each Media Profile definition (see the Media Profile Annexes of this specification).

4.5.1 Sub-sampling

Spatial sub-sampling can be a helpful tool for improving coding efficiency of a video elementary stream. It is achieved by reducing the resolution of the coded picture relative to the source picture, while adjusting the sample aspect ratio to compensate for the change in presentation. For example, by reducing the horizontal resolution of the coded picture by 50% while increasing the sample aspect ratio from 1:1 to 2:1, the coded picture size is reduced by half. While this does not necessarily correspond to a 50% decrease in the amount of coded picture data, the decrease can nonetheless be significant.

The extent to which a Coded Video Sequence is sub-sampled is primarily specified by the combination of the following sequence parameter set fields in the video elementary stream:

- [AVC]:
 - `pic_width_in_mbs_minus1` which defines the number of horizontal samples
 - `pic_height_in_map_units_minus1`, which defines the number of vertical samples
 - `aspect_ratio_idc`, which defines the aspect ratio of each sample
- [HEVC]:
 - `pic_width_in_luma_samples` which defines the number of horizontal samples
 - `pic_height_in_luma_samples` ([HEVC]) which defines the number of vertical samples
 - `aspect_ratio_idc`, which defines the aspect ratio of each sample

Common File Format & Media Formats Specification Version 2.2

The display dimensions of a video track are defined in terms of square pixels (i.e. 1:1 sample aspect ratio) in the `width` and `height` fields of the Track Header Box (‘`tkhd`’) of the video track (see Section 2.3.5 and Section 4.2.1). These values are used to determine the appropriate processing to apply when displaying the content.

Each Delivery Target in this specification (see Annex C) defines constraints on the amount and nature of spatial sub-sampling that is permitted by the Delivery Target.

4.5.1.1 Sub-sample Factor

For the purpose of this specification, the extent of sub-sampling applied is characterized by a *sub-sample factor* in each of the horizontal and vertical dimensions, defined as follows:

- The *horizontal sub-sample factor* is defined as the ratio of the number of columns of the *luma* sample array in a full encoded frame absent of cropping over the number of columns of the *luma* sample array in a picture format’s frame as specified with SAR 1:1.
- The *vertical sub-sample factor* is defined as the ratio of the number of rows of the *luma* sample array in a full encoded frame absent of cropping over the number of rows of the *luma* sample array in a picture format’s frame as specified with SAR 1:1.

The sub-sample factor is specifically used for selecting appropriate `width` and `height` values for the Track Header Box for video tracks, as specified in Section 2.3.5. The Media Profile definitions in the Annexes of this document specify the picture formats and the corresponding sub-sample factors and sample aspect ratios of the encoded picture that are supported for each Profile.

4.5.1.1.1 Examples of Single Dimension Sub-sampling

If a 1920 x 1080 square pixel (SAR 1:1) source picture is horizontally sub-sampled and encoded at a resolution of 1440 x 1080 (SAR 4:3), which corresponds to a 1920 x 1080 square pixel (SAR 1:1) picture format, then the horizontal sub-sample factor is $1440 \div 1920 = 0.75$, while the vertical sub-sample factor is 1.0 since there is no change in the vertical dimension.

Similarly, if a 1280 x 720 (SAR 1:1) source picture is vertically sub-sampled and encoded at a resolution of 1280 x 540 (SAR 3:4), which corresponds to a 1280 x 720 (SAR 1:1) picture format frame size, then the horizontal sub-sample factor is 1.0 since there is no change in the horizontal dimension, and the vertical sub-sample factor is $540 \div 720 = 0.75$.

4.5.1.1.2 Example of Mixed Sub-sampling

If a 1280 x 1080 (SAR 3:2) source picture is vertically sub-sampled and encoded at a resolution of 1280 x 540 (SAR 3:4), corresponding to a 1920 x 1080 square pixel (SAR 1:1) picture format frame size, then the horizontal sub-sample factor is $1280 \div 1920 = \frac{2}{3}$, and the vertical sub-sample factor is $540 \div 1080 = 0.5$. To understand how this is an example of mixed sub-sampling, it is helpful to remember that the initial source picture resolution of 1280 x 1080 (SAR 3:2) can itself be thought of as having been horizontally sub-sampled from a higher resolution picture.

Common File Format & Media Formats Specification Version 2.2

4.5.2 Cropping to Active Picture Area

Another helpful tool for improving coding efficiency in a video elementary stream is the use of cropping. This specification defines a set of rules for defining encoding parameters to reduce or eliminate the need to encode non-essential picture data such as black matting (i.e. “letterboxing” or “black padding”) that fall outside of the active picture area of the original source content.

The dimensions of the active picture area of a video track are specified by the `width` and `height` fields of the Track Header Box (‘`tkhd`’), as described in Section 2.3.5 and Section 4.2.1. These values are specified in square pixels, and track video data is normalized to these dimensions before any transformation or displacement caused by a composition system or adaptation to a particular physical display system.

When sub-sampling is applied, as described above, the number of coded samples is scaled in one or both dimensions. However, since the sub-sampled picture area might not always fall exactly on the sample coding unit boundary employed by the video elementary stream, additional cropping parameters are used to further define the dimensions of the coded picture.

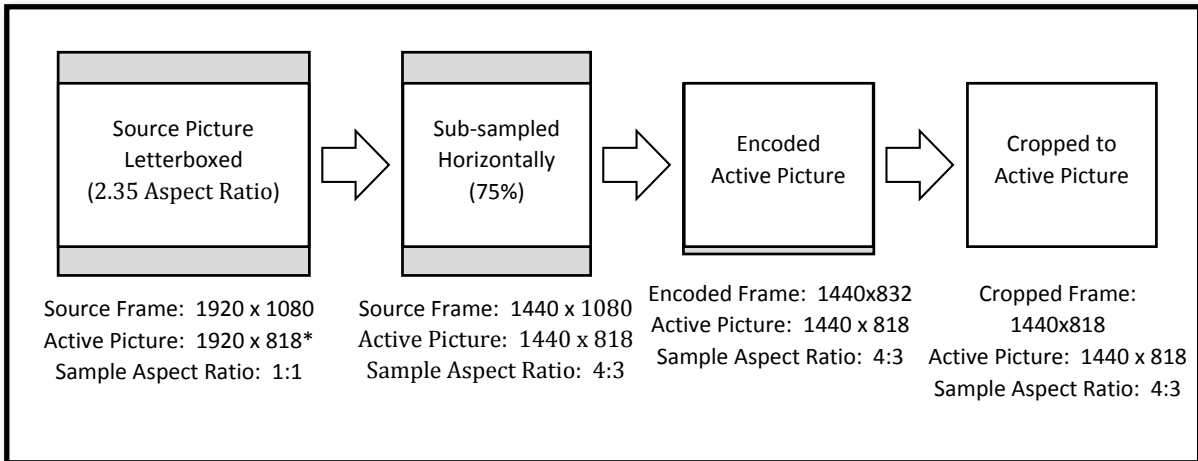
- [AVC]:
 - “Macroblocks” define the sample coding unit boundary (and are 16x16 blocks)
 - See the process defined in Section 4.3.2.2
- [HEVC]:
 - “Coding Tree Units” define the sample coding unit boundary (and are 64x64, 32x32, or 16x16 blocks)
 - See the process defined in Section 4.4.2.3

4.5.3 Relationship of Cropping and Sub-sampling

When spatial sub-sampling is applied, additional cropping parameters are often needed to compensate for the mismatch between the coded picture size and the macroblock ([AVC]) / coding tree unit ([HEVC]) boundaries. The specific relationship between these mechanisms is defined as follows:

- Each picture is decoded using the coding parameters, including decoded picture size and cropping fields, defined in the sequence parameter set corresponding to that picture’s Coded Video Sequence.
- The dimensions defined by the `width` and `height` fields in the Track Header Box are used to determine which, if any, scaling or other composition operations are necessary for display. For example, to output the video to an HDTV, the decoded image might need to be scaled to the resolution defined by `width` and `height` and then additional matting applied (if necessary) in order to form a valid television video signal.

Common File Format & Media Formats Specification Version 2.2



* AVC cropping can only operate on even numbers of lines, requiring that the selected height be rounded up

Figure 4-2 – Example of Encoding Process of Letterboxed Source Content

Figure 4-1 shows an example of the encoding process that can be applied. Table 42- shows the parameter values that could be used.

Table 4-2 – Example Sub-sample and Cropping Values for Figure 4-1

Object	Field	Value
Picture Format	width	1920
Frame Size	height	1080
Sub-sample Factor	horizontal	0.75
	vertical	1.0
Track Header Box	width	1920
	height	818
[AVC] Parameter Values	chroma_format_idc	1 (4:2:0)
	aspect_ratio_idc	14 (4:3)
	pic_width_in_mbs_minus1	89
	pic_height_in_map_units_minus1	51
	frame_cropping_flag	1
	frame_crop_left_offset	0
	frame_crop_right_offset	0
	frame_crop_top_offset	0
	frame_crop_bottom_offset	7
[HEVC] Parameter	chroma_format_idc	1 (4:2:0)

Common File Format & Media Formats Specification Version 2.2

Values	MinCbSizeY	16
	log2_min_luma_coding_block_size_minus3	1
	aspect_ratio_idc	14 (4:3)
	pic_width_in_luma_samples	1440
	pic_height_in_luma_samples	832
	conformance_window_flag	1
	conf_win_left_offset	0
	conf_win_right_offset	0
	conf_win_top_offset	0
	conf_win_bottom_offset	7

Notes:

- as chroma_format_idc is 1, SubWidthC and SubHeightC are set to 2 per [AVC] and [HEVC]. This results in a doubling of frame crop parameters (so frame_crop_bottom_offset and conf_win_bottom_offset both equate to 14 pixels in the above example).
- As [HEVC] MinCbSizeY is 16 and log2_min_luma_coding_block_size_minus3 is 1, the Coding Tree Unit size is 16x16 (matching the [AVC] macroblock size of 16x16).

The decoding and display process for this content is illustrated in Figure 4-2, below. In this example, the decoded picture dimensions are 1440 x 818, one line larger than the original active picture area. This is due to a limitation in the cropping parameters to crop only even pairs of lines.

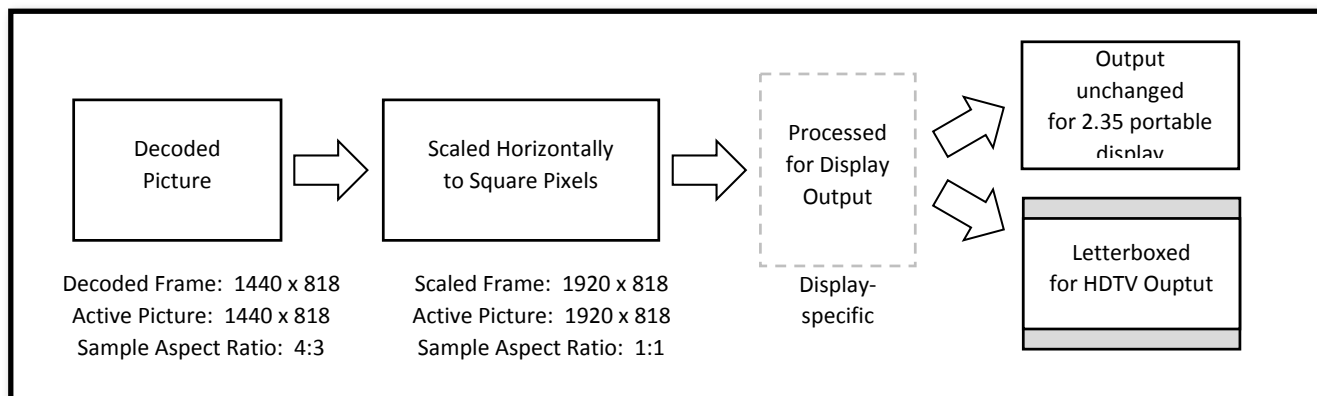


Figure 4-3 – Example of Display Process for Letterboxed Source Content

Figure 4-3, below, illustrates what might happen when both sub-sampling and cropping are working in the same horizontal dimension. The original source picture content is first sub-sampled horizontally from a 1:1 sample aspect ratio at 1920 x 1080 to a sample aspect ratio of 4:3 at 1440 x 1080, then the 1080 x 1080 pixel active picture area of the sub-sampled image is encoded. However, the actual coded picture has a resolution of 1088 x 1088 pixels due to the coding unit boundaries falling on even multiples of 16 pixels in this example - therefore, additional cropping parameters must be provided in both horizontal and vertical dimensions.

Common File Format & Media Formats Specification Version 2.2

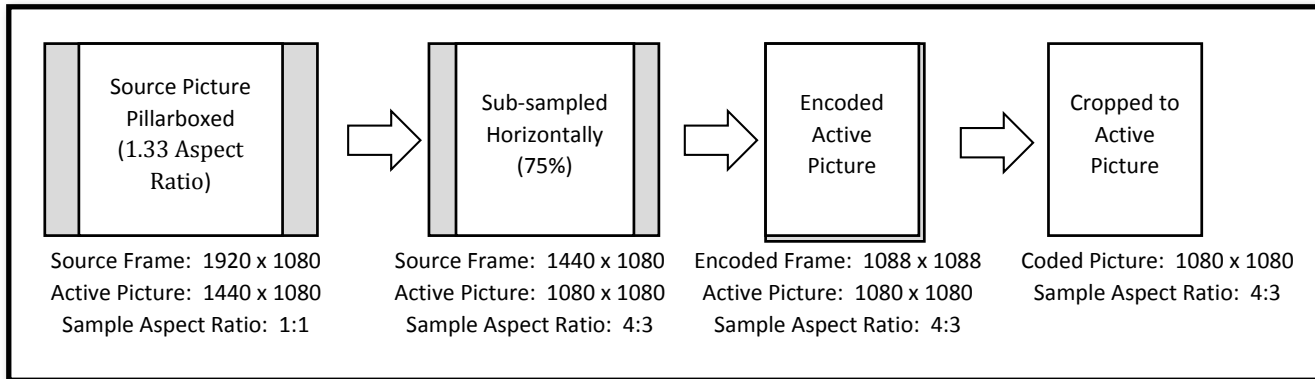


Figure 4-4 – Example of Encoding Process for Pillarboxed Source Content

Table 43- lists the various parameters that might appear in the resulting file for this sample content.

Table 4-3 – Example Sub-sample and Cropping Values for Figure 4-3

Object	Field	Value
Picture Format	width	1920
Frame Size	height	1080
Sub-sample Factor	horizontal	0.75
	vertical	1.0
Track Header Box	width	1440
	height	1080
[AVC] Parameter Values	chroma_format_idc	1 (4:2:0)
	aspect_ratio_idc	14 (4:3)
	pic_width_in_mbs_minus1	67
	pic_height_in_map_units_minus1	67
	frame_cropping_flag	1
	frame_crop_left_offset	0
	frame_crop_right_offset	4
	frame_crop_top_offset	0
frame_crop_bottom_offset	4	
[HEVC] Parameter Values	chroma_format_idc	1 (4:2:0)
	MinCbSizeY	16
	log2_min_luma_coding_block_size_minus3	1
	aspect_ratio_idc	14 (4:3)

Common File Format & Media Formats Specification Version 2.2

	pic_width_in_luma_samples	1088
	pic_height_in_luma_samples	1088
	conformance_window_flag	1
	conf_win_left_offset	0
	conf_win_right_offset	4
	conf_win_top_offset	0
	conf_win_bottom_offset	4

Notes:

- as `chroma_format_idc` is 1, `SubWidthC` and `SubHeightC` are set to 2 per [AVC] and [HEVC]. This results in a doubling of frame crop parameters (so `frame_crop_bottom_offset` and `conf_win_bottom_offset` both equate to 14 pixels in the above example).
- As [HEVC] `MinCbSizeY` is 16 and `log2_min_luma_coding_block_size_minus3` is 1, the Coding Tree Unit size is 16x16 (matching the [AVC] macroblock size of 16x16).

The process for reconstructing the video for display is shown in Figure 4-4. As in the previous example, the decoded picture is required to be scaled back up to the original 1:1 sample aspect ratio.

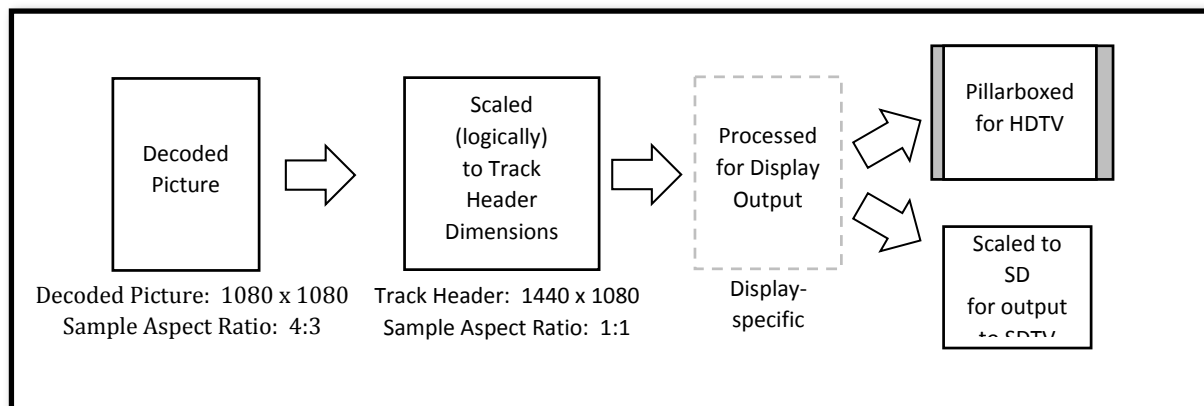


Figure 4-5 – Example of Display Process for Pillarboxed Source Content

If this content was to be displayed on a standard 4:3 television, no further processing of the image would be necessary. However, if this content was to be displayed on a 16:9 HDTV, it might be necessary for it to apply additional matting on the left and right sides to reconstruct the original pillarboxes in order to ensure the video image displays properly.

4.5.4 Dynamic Sub-sampling

For Media Profiles that support dynamic sub-sampling, the spatial sub-sampling of the content can be changed periodically throughout the duration of the file. Changes to the sub-sampling values are implemented by changing the elementary stream parameter values identified in Section 4.5.1. Dynamic sub-sampling is supported by Media Profiles that do not specifically prohibit these values from changing within a video track.

Common File Format & Media Formats Specification Version 2.2

4.5.4.1 Constraints on [AVC] Elementary Streams

- the `pic_width_in_mbs_minus1`, `pic_height_in_map_units_minus1` and `aspect_ratio_idc` sequence parameter set field values SHALL only be changed at the start of a fragment.
- When sub-sampling parameters are changed within the file, the `frame_cropping_flag`, `frame_crop_left_offset`, `frame_crop_right_offset`, `frame_crop_top_offset`, `frame_crop_bottom_offset` cropping parameters SHALL also be changed to match, as specified in Section 4.3.2.2.
- Note: If `pic_width_in_mbs_minus1` or `pic_height_in_map_units_minus1` changes from the previous Coded Video Sequence, this SHALL NOT imply `no_output_of_prior_pics_flag` is equal to one – in this case video presentation and output of all video frames SHOULD continue without interruption in presentation, i.e. no pictures SHOULD be discarded.

4.5.4.2 Constraints on [HEVC] Elementary Streams

- the `pic_width_in_luma_samples`, `pic_height_in_luma_samples` and `aspect_ratio_idc` sequence parameter set field values SHALL only be changed at the start of a fragment.
- When sub-sampling parameters are changed within the file, the `conformance_window_flag`, `conf_win_left_offset`, `conf_win_right_offset`, `conf_win_top_offset`, `conf_win_bottom_offset` cropping parameters SHALL also be changed to match, as specified in Section 4.4.2.3.
- Note: If `pic_width_in_luma_samples` or `pic_height_in_luma_samples` changes from the previous Coded Video Sequence, this SHALL NOT imply `no_output_of_prior_pics_flag` is equal to one – in this case video presentation and output of all video frames SHOULD continue without interruption in presentation, i.e. no pictures SHOULD be discarded.

5 Audio Elementary Streams

5.1 Introduction

This chapter describes the audio track in relation to the ISO Base Media File, the required vs. optional audio formats and the constraints on each audio format.

In general, the system layer definition described in [MPEG4S] is used to embed the audio. This is described in detail in Section 5.2.

5.2 Data Structure for Audio Track

The common data structure for storing audio tracks in a DCC is described here. All required and optional audio formats comply with these conventions.

5.2.1 Track Header Box (‘tkhd’)

For audio tracks, the fields of the Track Header Box SHALL be set to the values specified below. There are some “template” fields declared to use; see [ISO].

- `flags = 0x000007`, except for the case where the track belongs to an alternate group
- `layer = 0`
- `volume = 0x0100`
- `matrix = {0x00010000, 0, 0, 0, 0x00010000, 0, 0, 0, 0x40000000}`
- `width = 0`
- `height = 0`

5.2.2 Movie Fragment Box (‘moof’)

Movie Fragments in audio tracks are required to conform to the following constraints:

- Every audio track Movie Fragment except the last Movie Fragment of an audio track SHALL have a duration of at least one second. The last Movie Fragment of an audio track MAY have a duration of less than one second; and
- Every audio track Movie Fragment SHALL have a duration no greater than 6 seconds.

5.2.3 Sync Sample Box (‘stss’)

The Sync Sample Box (‘stss’) SHALL NOT be used.

Note: “sync sample” in movie fragments cannot be signaled by the absence of the Sync Sample box (‘stss’) or by the presence of the Sync Sample box (‘stss’), since this box is not designed to list sync samples in movie fragments.

Common File Format & Media Formats Specification Version 2.2

- For audio formats in which every audio access unit is a random access point (sync sample), signaling can be achieved by other means such as setting the 'sample_is_non_sync_sample' flag to "0" in the 'default_sample_flags' field in the Track Extends box ('trex').
- For audio formats in which some audio access units are not sync samples, sync samples can be signaled using sample_flags in the Track Run box ('trun').

5.2.4 Handler Reference Box ('hdlr')

The syntax and values for the Handler Reference Box ('hdlr') for audio tracks SHALL conform to [ISO] with the following additional constraints:

- The handler_type field SHALL be set to "soun"

5.2.5 Sound Media Header Box ('smhd')

The syntax and values for the Sound Media Header Box SHALL conform to [ISO] with the following additional constraints:

- The following fields SHALL be set as defined:
 - balance = 0

5.2.6 Sample Description Box ('stsd')

The contents of the Sample Description Box ('stsd') are determined by value of the handler_type parameter in the Handler Reference Box ('hdlr'). For audio tracks, the handler_type parameter is set to "soun", and the Sample Description Box contains a audio sample entry that describes the configuration of the audio track.

For each of the audio formats supported by the Common File Format, a specific audio sample entry box that is derived from the AudioSampleEntry box defined in [ISO] is used. Each codec-specific SampleEntry box is identified by a unique codingname value, and specifies the audio format used to encode the audio track, and describes the configuration of the audio elementary stream. Table 51- lists the audio formats that are supported by the Common File Format, and the corresponding SampleEntry that is present in the Sample Description Box for each format.

Table 5-1 – Defined Audio Formats

codingname	Audio Format	SampleEntry Type	Section Reference
mp4a	MPEG-4 AAC [2-channel]	MP4AudioSampleEntry	Section 5.3.2
	MPEG-4 HE AAC V2 [5.1, 7.1-channel]		Section 5.3.3
	MPEG-4 HE AAC v2		Section 5.3.4
	MPEG-4 HE AAC v2 with MPEG Surround		Section 5.3.5
mha1	MPEG-H 3D Audio	MHASampleEntry	Section 5.4

Common File Format & Media Formats Specification Version 2.2

ac-3	AC-3 (Dolby Digital)	AC3SampleEntry	Section 5.6.1
ec-3	Enhanced AC-3 (Dolby Digital Plus)	EC3SampleEntry	Section 5.6.2
mlpa	MLP	MLPSampleEntry	Section 5.6.3
ac-4	AC-4	AC4SampleEntry	Section 5.6.4
dtsc	DTS	DTSSampleEntry	Section 5.7
dtsh	DTS-HD with core substream	DTSSampleEntry	Section 5.7
dtsl	DTS-HD Master Audio	DTSSampleEntry	Section 5.7
dtse	DTS-HD low bit rate	DTSSampleEntry	Section 5.7
dtsex	DTS:X object based audio	DTSSampleEntry	Section 5.7

5.2.7 Shared elements of AudioSampleEntry

For all audio formats supported by the Common File Format, the following elements of the AudioSampleEntry box defined in [ISO] are shared:

```
class AudioSampleEntry(codingname)
    extends SampleEntry(codingname)
{
    const unsigned int(32)    reserved[2] = 0;
    template unsigned int(16) channelcount;
    template unsigned int(16) samplesize = 16;
    unsigned int(16)         pre_defined = 0;
    const unsigned int(16)   reserved = 0;
    template unsigned int(32) sampleRate;
    (codingnamespecific)Box
}
```

For all audio tracks within a DCC, the value of the `samplesize` parameter SHALL be set to 16.

Each of the audio formats supported by the Common File Format extends the AudioSampleEntry box through the addition of a box (shown above as “(codingnamespecific)Box”) containing codec-specific information that is placed within the AudioSampleEntry. This information is described in the following codec-specific sections.

Common File Format & Media Formats Specification Version 2.2

5.3 MPEG-4 AAC Formats

5.3.1 General Consideration for Encoding

Since the AAC codec is based on overlap transform, and it does not establish a one-to-one relationship between input/output audio frames and audio decoding units (AUs) in bit-streams, it is necessary to be careful in handling timestamps in a track. Figure 5-1 shows an example of an AAC bit-stream in the track.

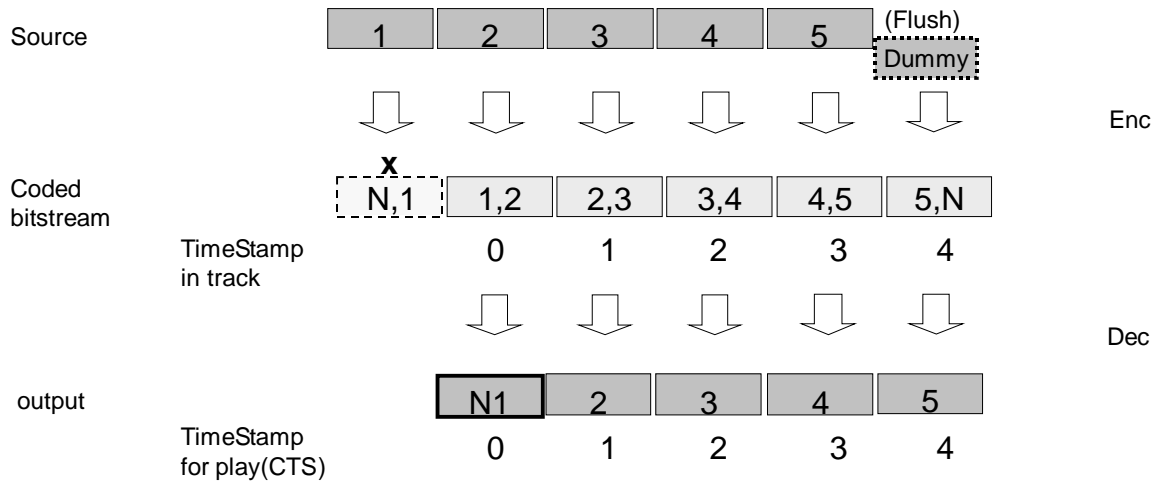


Figure 5-1 – Example of AAC bit-stream

In this figure, the first block of the bit-stream is AU [1, 2], which is created from input audio frames [1] and [2]. Depending on the encoder implementation, the first block might be AU [N, 1] (where N indicates a silent interval inserted by the encoder), but this type of AU could cause failure in synchronization and therefore SHALL NOT be included in the file.

To include the last input audio frame (i.e., [5] of source in the figure) into the bit-stream for encoding, it is necessary to terminate it with a silent interval and include AU [5, N] into the bit-stream. This produces the same number of input audio frames, AUs, and output audio frames, eliminating time difference.

When a bit-stream is created using the method described above, the decoding result of the first AU does not necessarily correspond to the first input audio frame. This is because of the lack of the first part of the bit-stream in overlap transform. Thus, the first audio frame (21 ms per frame when sampled at 48 kHz, for example) is not guaranteed to play correctly. In this case, it is up to decoder implementations to decide whether the decoded output audio frame [N1] is to be played or muted.

Taking this into consideration, the content SHOULD be created by making the first input audio frame a silent interval.

Common File Format & Media Formats Specification Version 2.2

5.3.2 MPEG-4 AAC LC [2-Channel]

5.3.2.1 Storage of MPEG-4 AAC LC [2-Channel] Elementary Streams

5.3.2.1.1 Overview

Storage of MPEG-4 AAC LC [2-channel] elementary streams within a DCC SHALL be according to [MP4]. The following additional constraints apply when storing 2-channel MPEG-4 AAC LC elementary streams in a DCC:

- An audio sample SHALL consist of a single AAC audio access unit.
- The parameter values of `AudioSampleEntry`, `DecoderConfigDescriptor`, and `DecoderSpecificInfo` SHALL be consistent with the configuration of the AAC audio stream.

5.3.2.1.2 Audio Sample Entry Box for MPEG-4 AAC LC [2-Channel]

The syntax and values of the `AudioSampleEntry` SHALL conform to `MP4AudioSampleEntry('mp4a')` as defined in [MP4], and the following fields SHALL be set as defined:

- `channelcount` = 1 (for mono) or 2 (for stereo)

For MPEG-4 AAC, the `(codingnamespecific)Box` that extends the `MP4AudioSampleEntry` is the `ESDBox` defined in [MP4], which contains an `ES_Descriptor`.

5.3.2.1.3 ESDBox

The syntax and values for `ES_Descriptor` SHALL conform to [MPEG4S], and the fields of the `ES_Descriptor` SHALL be set to the following specified values. Descriptors other than those specified below SHALL NOT be used.

- `ES_ID` = 0
- `streamDependenceFlag` = 0
- `URL_Flag` = 0;
- `OCRstreamFlag` = 0
- `streamPriority` = 0
- `decConfigDescr` = `DecoderConfigDescriptor` (see Section 5.3.2.1.3)
- `slConfigDescr` = `SLConfigDescriptor`, predefined type 2

5.3.2.1.4 DecoderConfigDescriptor

The syntax and values for `DecoderConfigDescriptor` SHALL conform to [MPEG4S], and the fields of this descriptor SHALL be set to the following specified values. In this descriptor, `decoderSpecificInfo` SHALL be used, and `ProfileLevelIndicationIndexDescriptor` SHALL NOT be used.

- `objectTypeIndication` = 0x40 (Audio)
- `streamType` = 0x05 (Audio Stream)
- `upStream` = 0

Common File Format & Media Formats Specification Version 2.2

- `decSpecificInfo = AudioSpecificConfig` (see Section 5.3.2.1.4)

5.3.2.1.5 AudioSpecificConfig

The syntax and values for `AudioSpecificConfig` SHALL conform to [AAC], and the fields of `AudioSpecificConfig` SHALL be set to the following specified values:

- `audioObjectType = 2` (AAC LC)
- `channelConfiguration = 1` (for single mono) or `2` (for stereo)
- `GASpecificConfig` (see Section 5.3.2.1.5)

Channel assignment SHALL NOT be changed within the audio stream that makes up a track.

5.3.2.1.6 GASpecificConfig

The syntax and values for `GASpecificConfig` SHALL conform to [AAC], and the fields of `GASpecificConfig` SHALL be set to the following specified values:

- `frameLengthFlag = 0` (1024 lines IMDCT)
- `dependsOnCoreCoder = 0`
- `extensionFlag = 0`

5.3.2.2 MPEG-4 AAC LC [2-Channel] Elementary Stream Constraints

5.3.2.2.1 General Encoding Constraints

MPEG-4 AAC [2-Channel] elementary streams SHALL conform to the requirements of the MPEG-4 AAC profile at Level 2 as specified in [AAC] with the following restrictions:

- Only the MPEG-4 AAC LC object type SHALL be used.
- The elementary stream SHALL be a Raw Data stream. ADTS and ADIF SHALL NOT be used.
- The transform length of the IMDCT for AAC SHALL be 1024 samples for long and 128 for short blocks.
- The following parameters SHALL NOT change within the elementary stream
 - Audio Object Type
 - Sampling Frequency
 - Channel Configuration
 - Bit Rate

5.3.2.2.2 Syntactic Elements

- The syntax and values for syntactic elements SHALL conform to [AAC]. The following elements SHALL NOT be present in an MPEG-4 AAC elementary stream:
 - `coupling_channel_element` (CCE)

Common File Format & Media Formats Specification Version 2.2

5.3.2.2.2.1 Arrangement of Syntactic Elements

- Syntactic elements SHALL be arranged in the following order for the channel configurations below.
 - <SCE><FIL><TERM>... for mono
 - <CPE><FIL><TERM>... for stereo

Note: Angled brackets (<>) are delimiters for syntactic elements.

5.3.2.2.2.2 individual_channel_stream

- The syntax and values for `individual_channel_stream` SHALL conform to [AAC]. The following fields SHALL be set as defined:
 - `gain_control_data_present = 0`

5.3.2.2.2.3 ics_info

- The syntax and values for `ics_info` SHALL conform to [AAC]. The following fields SHALL be set as defined:
 - `predictor_data_present = 0`

5.3.2.2.2.4 Maximum Bitrate

The maximum bitrate of MPEG-4 AAC LC [2-Channel] elementary streams SHALL be calculated in accordance with the AAC buffer requirements as defined in ISO/IEC 14496-3:2009, section 4.5.3. Only the raw data stream SHALL be considered in determining the maximum bitrate (system-layer descriptors are excluded).

5.3.3 MPEG-4 HE AAC V2 [5.1, 7.1-Channel]

5.3.3.1 Overview

Note that content providers encoding content according to the HE AAC V2 Profile can use any of AAC-LC, HE-AAC and HE AAC V2 profiles. Clients supporting the HE AAC V2 Profile will be able to play AAC-LC, HE-AAC and HE AAC V2 encoded content.

5.3.3.2 Storage of MPEG-4 HE AAC V2 [5.1, 7.1-Channel] Elementary Streams

5.3.3.2.1 Overview

Storage of MPEG-4 HE AAC V2 [5.1, 7.1-Channel] elementary streams within a DCC SHALL be according to [MP4]. The following additional constraints apply when storing MPEG-4 AAC elementary streams in a DCC.

- An audio sample SHALL consist of a single AAC audio access unit.
- The parameter values of `AudioSampleEntry`, `DecoderConfigDescriptor`, `DecoderSpecificInfo` and `program_config_element` (if present) SHALL be consistent with the configuration of the AAC audio stream.

Common File Format & Media Formats Specification Version 2.2

5.3.3.2.2 Audio Sample Entry Box for MPEG-4 HE AAC V2 [5.1, 7.1-Channel]

- The syntax and values of the `AudioSampleEntry` box SHALL conform to `MP4AudioSampleEntry` (‘`mp4a`’) as defined in [MP4], and the following fields SHALL be set as defined:
 - `channelcount` SHALL match the number of audio channels, including the LFE, in the stream

For MPEG-4 HE AAC V2 [5.1, 7.1-Channel], the `(codingnamespecific)Box` that extends the `MP4AudioSampleEntry` is the `ESDBox` defined in [MP4] that contains an `ES_Descriptor`

5.3.3.2.3 ESDBox

- The syntax and values for `ES_Descriptor` SHALL conform to [MPEG4S], and the fields of the `ES_Descriptor` SHALL be set to the following specified values. Descriptors other than those specified below SHALL NOT be used.
 - `ES_ID` = 0
 - `streamDependenceFlag` = 0
 - `URL_Flag` = 0
 - `OCRstreamFlag` = 0
 - `streamPriority` = 0
 - `decConfigDescr` = `DecoderConfigDescriptor` (see Section 5.3.3.1.3)
 - `slConfigDescr` = `SLConfigDescriptor`, predefined type 2

5.3.3.2.4 DecoderConfigDescriptor

- The syntax and values for `DecoderConfigDescriptor` SHALL conform to [MPEG4S], and the fields of this descriptor SHALL be set to the following specified values. In this descriptor, `DecoderSpecificInfo` SHALL always be used, and `ProfileLevelIndicationIndexDescriptor` SHALL NOT be used.
 - `objectTypeIndication` = 0x40 (Audio)
 - `streamType` = 0x05 (Audio Stream)
 - `upStream` = 0
 - `decSpecificInfo` = `AudioSpecificConfig` (see Section 5.3.3.1.4)

5.3.3.2.5 AudioSpecificConfig

- The syntax and values for `AudioSpecificConfig` SHALL conform to [AAC] and [AACC], and the following fields of `AudioSpecificConfig` SHALL be set to the specified values:
 - `audioObjectType` = 2 (AAC LC)
 - `extensionAudioObjectType` = 5 (SBR) if SBR Tool is used
 - `channelConfiguration` = 0 or 5 or 6 or 7 or 11 or 12 or 14
 - `GASpecificConfig` (see Section 5.3.3.1.5)

Common File Format & Media Formats Specification Version 2.2

5.3.3.2.5.1 channelConfiguration 0

- The value of 0 for channelConfiguration is allowed for 5.1-channel streams only in this case, a program_config_element that contains program configuration data SHALL be used to specify the composition of channel elements. See Section 5.3.3.1.6 for details on the program_config_element. Channel assignment SHALL NOT be changed within the audio stream that makes up a track.

5.3.3.2.6 GASpecificConfig

- The syntax and values for GASpecificConfig SHALL conform to [AAC] and [AACC], and the following fields of GASpecificConfig SHALL be set to the specified values:
 - frameLengthFlag = 0 (1024 lines IMDCT)
 - dependsOnCoreCoder = 0
 - extensionFlag = 0
 - program_config_element (see Section 5.3.3.1.6)

5.3.3.2.7 program_config_element

- The syntax and values for program_config_element() (PCE) SHALL conform to [AAC], and the following fields SHALL be set as defined:
 - element_instance_tag = 0
 - object_type = 1 (AAC LC)
 - num_front_channel_elements = 2
 - num_side_channel_elements = 0
 - num_back_channel_elements = 1
 - num_lfe_channel_elements = 1
 - num_assoc_data_elements = 0 or 1
 - num_valid_cc_elements = 0
 - mono_mixdown_present = 0
 - stereo_mixdown_present = 0
 - matrix_mixdown_idx_present = 0 or 1
 - if (matrix_mixdown_idx_present = 1) {
 - matrix_mixdown_idx = 0 to 3
 - pseudo_surround_enable = 0 or 1
 - front_element_is_cpe[0] = 0
 - front_element_is_cpe[1] = 1
 - back_element_is_cpe[0] = 1

Common File Format & Media Formats Specification Version 2.2

5.3.3.3 MPEG-4 HE AAC V2[5.1, 7.1-channel] Elementary Stream Constraints

5.3.3.3.1 General Encoding Constraints

MPEG-4 HE AAC V2 [5.1, 7.1-channel] elementary streams SHALL conform to the requirements of the MPEG-4 AAC profile at Level 6 as specified in [AAC] with the following restrictions:

- The elementary stream SHALL be a Raw Data stream. ADTS and ADIF SHALL NOT be used.
- The transform frame length of an AAC frame (access unit) SHALL be 1024 samples (1024 IMDCT lines for long and 8 times 128 for short blocks).
- The following parameters SHALL NOT change within the elementary stream:
 - Audio Object Type
 - Sampling Frequency
 - Channel Configuration

5.3.3.3.2 Syntactic Elements

- The syntax and values for syntactic elements SHALL conform to [AAC] and [AACC]. The following elements SHALL NOT be present in an MPEG-4 AAC elementary stream:
 - `coupling_channel_element` (CCE)
- The syntax and values for syntactic elements SHALL conform to [AAC] and [AACC]. The following elements SHALL be present in an MPEG-4 AAC elementary stream:
 - `dynamic_range_info()`

5.3.3.3.2.1 6.1 and 7.1 Channel Configurations

In addition to the above, for 6.1 and 7.1 Channel Configuration following elements SHALL be present in an MPEG-4 AAC elementary stream:

- `MPEG4_ancillary_data()`

5.3.3.3.2.2 Arrangement of Syntactic Elements

- Syntactic elements SHALL be arranged in the following [AAC] i.e. ordering of channel elements SHALL follow Table 1.19 – Channel Configuration of [AAC], for example:
 - `<SCE><FIL-<EXT-SBR>><CPE><FIL-<EXT-SBR>><CPE><FIL-<EXT-SBR>><LFE>>...<FIL-<EXT-DRC>><FIL><TERM>...` for channelConfiguration 6 (5.1-channels)

Note: Angled brackets (<>) are delimiters for syntactic elements.

5.3.3.3.2.3 individual_channel_stream

- The syntax and values for `individual_channel_stream` SHALL conform to [AAC] and [AACC]. The following fields SHALL be set as defined:

Common File Format & Media Formats Specification Version 2.2

➤ `gain_control_data_present = 0;`

5.3.3.3.2.4 ics_info

- The syntax and values for `ics_info` SHALL conform to [AAC] and [AACC]. The following fields SHALL be set as defined:

➤ `predictor_data_present = 0;`

5.3.3.3.2.5 Maximum Bitrate

The maximum bitrate of MPEG-4 HE AAC V2 [5.1, 7.1-Channel] elementary streams SHALL be calculated in accordance with the AAC buffer requirements as defined in ISO/IEC 14496-3:2009, section 4.5.3 (288 kbps per full audio channel at 48 kHz AAC core sampling rate). Only the raw data stream SHALL be considered in determining the maximum bitrate (system-layer descriptors are excluded).

5.3.4 MPEG-4 HE AAC v2

5.3.4.1 Storage of MPEG-4 HE AAC v2 Elementary Streams

5.3.4.1.1 Overview

Storage of MPEG-4 HE AAC v2 elementary streams within a DCC SHALL be according to [MP4]. The following requirements SHALL be met when storing MPEG-4 HE AAC v2 elementary streams in a DCC.

- An audio sample SHALL consist of a single HE AAC v2 audio access unit.
- The parameter values of `AudioSampleEntry`, `DecoderConfigDescriptor`, and `DecoderSpecificInfo` SHALL be consistent with the configuration of the MPEG-4 HE AAC v2 audio stream.

5.3.4.1.2 Audio Sample Entry Box for MPEG-4 HE AAC v2

- The syntax and values of the `AudioSampleEntry` box SHALL conform to `MP4AudioSampleEntry` (‘`mp4a`’) defined in [MP4], and the following fields SHALL be set as defined:

➤ `channelcount = 1` (for mono or parametric stereo) or `2` (for stereo)

For MPEG-4 AAC, the `(codingnamespecific)Box` that extends the `MP4AudioSampleEntry` is the `ESDBox` defined in ISO 14496-14 [14], which contains an `ES_Descriptor`.

5.3.4.1.3 ESDBox

- The `ESDBox` contains an `ES_Descriptor`. The syntax and values for `ES_Descriptor` SHALL conform to [MPEG4S], and the fields of the `ES_Descriptor` SHALL be set to the following specified values. Descriptors other than those specified below SHALL NOT be used.

➤ `ES_ID = 0`

➤ `streamDependenceFlag = 0`

Common File Format & Media Formats Specification Version 2.2

- `URL_Flag = 0`
- `OCRstreamFlag = 0` (false)
- `streamPriority = 0`
- `decConfigDescr = DecoderConfigDescriptor` (see Section 5.3.4.1.3)
- `slConfigDescr = SLConfigDescriptor`, predefined type 2

5.3.4.1.4 DecoderConfigDescriptor

- The syntax and values for `DecoderConfigDescriptor` SHALL conform to [MPEG4S], and the fields of this descriptor SHALL be set to the following specified values. In this descriptor, `DecoderSpecificInfo` SHALL be used, and `ProfileLevelIndicationIndexDescriptor` SHALL NOT be used.
 - `objectTypeIndication = 0x40` (Audio)
 - `streamType = 0x05` (Audio Stream)
 - `upStream = 0`
 - `decSpecificInfo = AudioSpecificConfig` (see Section 5.3.4.1.4)

5.3.4.1.5 AudioSpecificConfig

- The syntax and values for `AudioSpecificConfig` SHALL conform to [AAC] and the fields of `AudioSpecificConfig` SHALL be set to the following specified values:
 - `audioObjectType = 5` (SBR)
 - `channelConfiguration = 1` (for mono or parametric stereo) or 2 (for stereo)
 - `underlying audio object type = 2` (AAC LC)
 - `GASpecificConfig` (see Section 5.3.4.1.5)

This configuration uses explicit hierarchical signaling to indicate the use of the SBR coding tool, and implicit signaling to indicate the use of the PS coding tool.

5.3.4.1.6 GASpecificConfig

- The syntax and values for `GASpecificConfig` SHALL conform to [AAC], and the fields of `GASpecificConfig` SHALL be set to the following specified values.
 - `frameLengthFlag = 0` (1024 lines IMDCT)
 - `dependsOnCoreCoder = 0`
 - `extensionFlag = 0`

5.3.4.2 MPEG-4 HE AAC v2 Elementary Stream Constraints

5.3.4.2.1 Overview

Note: MPEG-4 HE AAC v2 is the superset of MPEG-4 AAC, MPEG-4 HE AAC and MPEG-4 HE AAC v2.

Common File Format & Media Formats Specification Version 2.2

5.3.4.2.2 General Encoding Constraints

The MPEG-4 HE AAC v2 elementary stream as defined in [AAC] SHALL conform to the requirements of the MPEG-4 HE AAC v2 Profile at Level 2, except as follows:

- The elementary stream MAY be encoded according to the MPEG-4 AAC, HE AAC or HE AAC v2 Profile. Use of the MPEG-4 HE AAC v2 profile is recommended.
- The audio SHALL be encoded in mono, parametric stereo or 2-channel stereo.
- The transform length of the IMDCT for AAC SHALL be 1024 samples for long and 128 for short blocks.
- The elementary stream SHALL be a Raw Data stream. ADTS and ADIF SHALL NOT be used.
- The following parameters SHALL NOT change within the elementary stream:
 - Audio Object Type
 - Sampling Frequency
 - Channel Configuration
 - Bit Rate

5.3.4.2.3 Syntactic Elements

- The syntax and values for syntactic elements SHALL conform to [AAC]. The following elements SHALL NOT be present in an MPEG-4 HE AAC v2 elementary stream:
 - `coupling_channel_element` (CCE)
 - `program_config_element` (PCE).

5.3.4.2.3.1 Arrangement of Syntactic Elements

- Syntactic elements SHALL be arranged in the following order for the channel configurations below.
 - `<SCE><FIL><TERM>...` for mono and parametric stereo
 - `<CPE><FIL><TERM>...` for stereo

5.3.4.2.3.2 ics_info

- The syntax and values for `ics_info` SHALL conform to [AAC]. The following fields SHALL be set as defined:
 - `predictor_data_present = 0`

5.3.4.2.3.3 Maximum Bitrate

The maximum bitrate of MPEG-4 HE AAC v2 elementary streams in a DCC SHALL be calculated in accordance with the AAC buffer requirements as defined in ISO/IEC 14496-3:2009, section 4.5.3. Only the raw data stream SHALL be considered in determining the maximum bitrate (system-layer descriptors are excluded).

Common File Format & Media Formats Specification Version 2.2

5.3.5 MPEG-4 HE AAC v2 with MPEG Surround

5.3.5.1 Overview

Note: MPEG-4 HE AAC v2 is the superset of MPEG-4 AAC, MPEG-4 HE AAC and MPEG-4 HE AAC v2.

5.3.5.2 Storage of MPEG-4 HE AAC v2 Elementary Streams with MPEG Surround

Storage of MPEG-4 HE AAC v2 elementary streams that contain MPEG Surround spatial audio data within a DCC SHALL be according to [MP4] and [AAC]. The requirements defined in Section 5.3.4.1 SHALL be met when storing MPEG-4 HE AAC v2 elementary streams containing MPEG Surround spatial audio data in a DCC. Additionally:

- The presence of MPEG Surround spatial audio data within an MPEG-4 AAC, HE AAC or HE AAC v2 elementary stream SHALL be indicated using explicit backward compatible signaling as specified in [AAC].
 - The `mpsPresentFlag` within the `AudioSpecificConfig` SHALL be set to 1.

5.3.5.3 MPEG-4 HE AAC v2 with MPEG Surround Elementary Stream Constraints

5.3.5.3.1 General Encoding Constraints

The elementary stream as defined in [AAC] and [MPS] SHALL be encoded according to the functionality defined in the MPEG-4 AAC, HE AAC or HE AAC v2 Profile at Level 2, in combination with the functionality defined in MPEG Surround Baseline Profile Level 4, with the following additional constraints:

- The audio SHALL be encoded in mono, parametric stereo or 2-channel stereo.
- The transform length of the IMDCT for AAC SHALL be 1024 samples for long and 128 for short blocks.
- The elementary stream SHALL be a Raw Data stream. ADTS and ADIF SHALL NOT be used.
- The following parameters SHALL NOT change within the elementary stream:
 - Audio Object Type
 - Sampling Frequency
 - Channel Configuration
 - Bit Rate
- The MPEG Surround payload data SHALL be embedded within the core elementary stream, as specified in [AAC] and SHALL NOT be carried in a separate audio track.
- The sampling frequency of the MPEG Surround payload data SHALL be equal to the sampling frequency of the core elementary stream.
- Separate fill elements SHALL be employed to embed the SBR/PS extension data elements `sbr_extension_data()` and the MPEG Surround spatial audio data `SpatialFrame()`.

Common File Format & Media Formats Specification Version 2.2

- The value of `bsFrameLength` SHALL be set to 15, 31 or 63, resulting in effective MPEG Surround frame lengths of 1024, 2048 or 4096 time domain samples respectively.
- All audio access units SHALL contain an extension payload of type `EXT_SAC_DATA`.
- The interval between occurrences of `SpatialSpecificConfig` in the bit-stream SHALL NOT exceed 500 ms. Within the corresponding `SpatialFrame()` the value of `bsIndependencyFlag` SHALL be set to one.
- To ensure consistent decoder behavior during trick play operations, the first `AudioSample` of each fragment SHALL contain the `SpatialSpecificConfig` structure. Within the corresponding `SpatialFrame()` the value of `bsIndependencyFlag` SHALL be set to one.

5.3.5.3.2 Syntactic Elements

- The syntax and values for syntactic elements SHALL conform to [AAC] and [MPS]. The following elements SHALL NOT be present in an MPEG-4 HE AAC v2 elementary stream that contains MPEG Surround data:
 - `coupling_channel_element` (CCE)
 - `program_config_element` (PCE).

5.3.5.3.2.1 Arrangement of Syntactic Elements

- Syntactic elements SHALL be arranged in the following order for the channel configurations below:
 - `<SCE><FIL><FIL><TERM>...` for mono and parametric stereo core audio streams
 - `<CPE><FIL><FIL><TERM>...` for stereo core audio streams

5.3.5.3.2.2 ics_info

- The syntax and values for `ics_info` SHALL conform to [AAC]. The following fields SHALL be set as defined:
 - `predictor_data_present = 0`

5.3.5.3.2.3 Maximum Bitrate

The maximum bitrate of MPEG-4 HE AAC v2 elementary streams that contain MPEG Surround spatial audio data SHALL be calculated in accordance with the AAC buffer requirements as defined in ISO/IEC 14496-3:2009, section 4.5.3. Only the raw data stream SHALL be considered in determining the maximum bitrate (system-layer descriptors are excluded).

Common File Format & Media Formats Specification Version 2.2

5.4 MPEG-H 3D Audio Format

5.4.1 Storage of MPEG-H 3D Audio Elementary Streams

5.4.1.1 Overview

Storage of MPEG-H 3D Audio elementary streams within a DCC SHALL be according to [MHA], with the following additional constraints:

- An audio sample SHALL consist of a single MPEG-H 3D Audio access unit.
- The parameter values of `MHADecoderConfigurationRecord` and `MHASampleEntry` SHALL be consistent with the configuration of the MPEG-H 3D Audio stream.

5.4.1.2 Audio Sample Entry Box for MPEG-H 3D Audio

The syntax and values of the audio sample entry SHALL conform to `MHASampleEntry ('mha1')` as defined in [MHA], and the following fields SHALL be set as defined:

- `channelcount` SHALL be set to '0' (inapplicable). The MPEG-H 3D Audio decoder is capable of rendering a scene to any given speaker setup. The `referenceChannelLayout` carried in the `MHADecoderConfigurationRecord` SHALL be used to signal the preferred reproduction layout for this stream and replaces the `channelcount` according to [MHA].
- `config` is an `MHAConfigurationBox` which contains the `MHADecoderConfigurationRecord`.

5.4.1.3 MPEG-H 3D Audio Decoder Configuration Record

The syntax and values of `MHADecoderConfigurationRecord` SHALL conform to [MHA], and the following fields SHALL be set as defined:

- `referenceChannelLayout` SHALL be 'ChannelConfiguration' according to [CICP].

5.4.2 MPEG-H 3D Audio Elementary Stream Constraints

5.4.2.1 General Encoding Constraints

MPEG-H 3D Audio SHALL conform to [MHA] with the following restrictions

- The following parameters SHALL not change within the MPEG-H 3D Audio elementary stream:
 - sampling frequency
 - audio frame length
 - reference loudspeaker layout
 - number of audio channels
 - number of audio objects
 - number of transport channels

Common File Format & Media Formats Specification Version 2.2

5.4.2.2 Maximum Bitrate

The maximum bitrate of MPEG-H 3D Audio elementary streams in a DCC SHALL be calculated in accordance with the buffer requirements as defined in [MHA]. Only the raw data stream SHALL be considered in determining the maximum bitrate (system layer descriptors are excluded).

5.5 AC-3, Enhanced AC-3, MLP, AC-4 and DTS Format Timing Structure

Unlike the MPEG-4 audio formats, the DTS and Dolby formats do not overlap between frames. Synchronized frames represent a contiguous audio stream where each audio frame represents an equal size block of samples at a given sampling frequency. See Figure 5-2 for illustration.

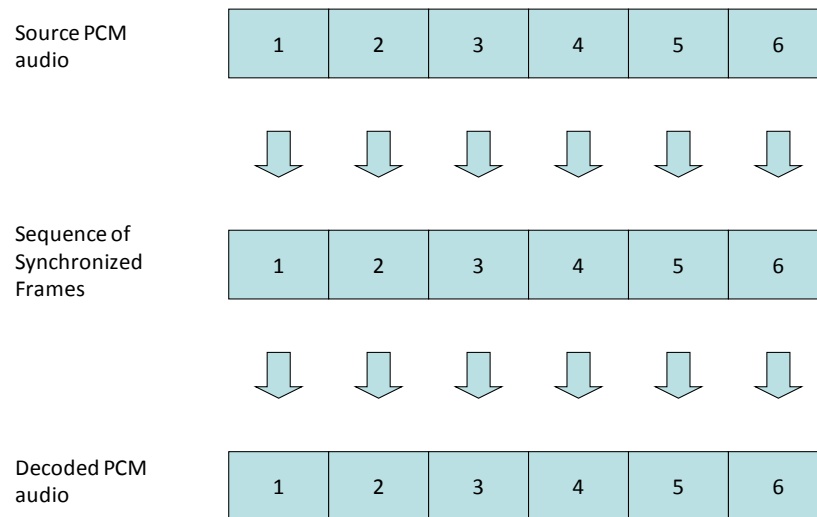


Figure 5-2 – Non-AAC bit-stream example

Additionally, unlike AAC audio formats, the DTS and Dolby formats do not require external metadata to set up the decoder, as they are fully contained in that regard. Descriptor data is provided, however, to provide information to the system without requiring access to the elementary stream, as the ES is typically encrypted in the DCC.

5.6 Dolby Formats

5.6.1 AC-3 (Dolby Digital)

5.6.1.1 Storage of AC-3 Elementary Streams

5.6.1.1.1 Overview

Storage of AC-3 elementary streams within a DCC SHALL be according to Annex F of [EAC3].

- An audio sample SHALL consist of a single AC-3 frame.

Common File Format & Media Formats Specification Version 2.2

- Note that per Annex F of [EAC3] the audio stream can be encoded either "big endian" or "little endian" byte order. Big endian SHOULD be used.

5.6.1.1.2 Audio Sample Entry Box for AC-3

The syntax and values of the `AudioSampleEntry` box SHALL conform to `AC3SampleEntry('ac-3')` as defined in Annex F of [EAC3]. The configuration of the AC-3 elementary stream is described in the `AC3SpecificBox('dac3')` within `AC3SampleEntry`, as defined in Annex F of [EAC3]. For convenience the syntax and semantics of the `AC3SpecificBox` are replicated in Section 5.5.1.1.2.

5.6.1.1.3 AC3Specific Box

The syntax of the `AC3SpecificBox` is shown below:

```
Class AC3SpecificBox
{
    unsigned int(2)  fscod;
    unsigned int(5)  bsid;
    unsigned int(3)  bsmod;
    unsigned int(3)  acmod;
    unsigned int(1)  lfeon;
    unsigned int(5)  bit_rate_code;
    unsigned int(5)  reserved = 0;
}
```

5.6.1.1.3.1 Semantics

The `fscod`, `bsid`, `bsmod`, `acmod` and `lfeon` fields have the same meaning and are set to the same value as the equivalent parameters in the AC-3 elementary stream. The `bit_rate_code` field is derived from the value of `frmsizcod` in the AC-3 bit-stream according to Table 5-2.

Common File Format & Media Formats Specification Version 2.2

Table 5-2 – bit_rate_code

bit_rate_code	Nominal bit rate (kbit/s)
00000	32
00001	40
00010	48
00011	56
00100	64
00101	80
00110	96
00111	112
01000	128
01001	160
01010	192
01011	224
01100	256
01101	320
01110	384
01111	448
10000	512
10001	576
10010	640

The contents of the `AC3SpecificBox` SHALL NOT be used to configure or control the operation of an AC-3 audio decoder.

5.6.1.2 AC-3 Elementary Stream Constraints

5.6.1.2.1 Overview

AC-3 elementary streams SHALL comply with the syntax and semantics as specified in [EAC3], not including Annex E. Additional constraints on AC-3 audio streams are specified in this section.

5.6.1.2.2 General Encoding Constraints

AC-3 elementary streams SHALL be constrained as follows:

- The minimum bit rate of an AC-3 elementary stream SHALL be 64×10^3 bits/second.

Common File Format & Media Formats Specification Version 2.2

- The following bit-stream parameters SHALL remain constant within an AC-3 elementary stream for the duration of an AC-3 audio track:
 - `bsid`
 - `bsmod`
 - `acmod`
 - `lfeon`
 - `fscod`
 - `frmsizcod`

5.6.1.2.3 AC-3 synchronization frame constraints

- AC-3 synchronization frames SHALL comply with the following constraints:
 - `bsid` – bit-stream identification: This field SHALL be set to 1000b (8), or 110b (6) when the alternate bit-stream syntax described in Annex D of [EAC3] is used.
 - `frmsizcod` – frame size code: This field SHALL be set to a value between 001000b to 100101b (64Kbps to 640Kbps).
 - `acmod` – audio coding mode: All audio coding modes except dual mono (`acmod` = 000b) defined in Table 4-3 of [EAC3] are permitted.

5.6.1.2.4 Maximum Bitrate

The maximum bitrate of AC-3 elementary streams SHALL be calculated as the sample size divided by the duration.

Note: The minimum sample size for AC-3 is 256 bytes (64 Kbps). There will only be one size value for the whole track as the stream is CBR. The duration of the sample is 0.032 seconds.

5.6.2 Enhanced AC-3 (Dolby Digital Plus)

5.6.2.1 Storage of Enhanced AC-3 Elementary Streams

5.6.2.1.1 Overview

Storage of Enhanced AC-3 elementary streams within a DCC SHALL be according to Annex F of [EAC3].

- An audio sample SHALL consist of the number of syncframes required to deliver six blocks of audio data from each substream in the Enhanced AC-3 elementary stream (defined as an Enhanced AC-3 Access Unit).
- The first syncframe of an audio sample SHALL be the syncframe that has a stream type value of 0 (independent) and a substream ID value of 0.
- For Enhanced AC-3 elementary streams that consist of syncframes containing fewer than 6 blocks of audio, the first syncframe of an audio sample SHALL be the syncframe that has a stream type value of 0 (independent), a substream ID value of 0, and has the “convsync” flag set to “1”.
- Note that per Annex F of [EAC3] the audio stream can be encoded either “big endian” or “little endian” byte order. Big endian SHOULD be used.

Common File Format & Media Formats Specification Version 2.2

5.6.2.1.2 Audio Sample Entry Box for Enhanced AC-3

The syntax and values of the `AudioSampleEntry` box SHALL conform to `EC3SampleEntry ('ec-3')` defined in Annex F of [EAC3]. The configuration of the Enhanced AC-3 elementary stream is described in the `EC3SpecificBox ('dec3')`, within `EC3SampleEntry`, as defined in Annex F of [EAC3]. For convenience the syntax and semantics of the `EC3SpecificBox` are replicated in Section 5.5.2.1.2.

5.6.2.1.3 EC3SpecificBox

The syntax and semantics of the `EC3SpecificBox` are shown below. The syntax shown is a simplified version of the full syntax defined in Annex F of [EAC3], as the Enhanced AC-3 encoding constraints specified in Section 5.5.2.2 restrict the number of independent substreams to 1, so only a single set of independent substream parameters is included in the `EC3SpecificBox`.

```
class EC3SpecificBox
{
    unsigned int(13)  data_rate;
    unsigned int(3)   num_ind_sub;
    unsigned int(2)   fscod;
    unsigned int(5)   bsid;
    unsigned int(5)   bsmode;
    unsigned int(3)   acmode;
    unsigned int(1)   lfeon;
    unsigned int(3)   reserved = 0;
    unsigned int(4)   num_dep_sub;
    if (num_dep_sub > 0)
    {
        unsigned int(9)  chan_loc;
    }
    else
    {
        unsigned int(1)  reserved = 0;
    }
}
```

5.6.2.1.3.1 Semantics

- `data_rate` - this field indicates the bit rate of the Enhanced AC-3 elementary stream in kbit/s. For Enhanced AC-3 elementary streams within a DCC, the minimum value of this field is 32.

Common File Format & Media Formats Specification Version 2.2

- `num_ind_sub` – This field indicates the number of independent substreams that are present in the Enhanced AC-3 bit-stream. The value of this field is one less than the number of independent substreams present. For Enhanced AC-3 elementary streams within a DCC, this field is always set to 0 (indicating that the Enhanced AC-3 elementary stream contains a single independent substream).
- `fscod` – This field has the same meaning and is set to the same value as the `fscod` field in independent substream 0.
- `bsid` – This field has the same meaning and is set to the same value as the `bsid` field in independent substream 0.
- `bsmod` – This field has the same meaning and is set to the same value as the `bsmod` field in independent substream 0. If the `bsmod` field is not present in independent substream 0, this field SHALL be set to 0.
- `acmod` – This field has the same meaning and is set to the same value as the `acmod` field in independent substream 0.
- `lfeon` – This field has the same meaning and is set to the same value as the `lfeon` field in independent substream 0.
- `num_dep_sub` – This field indicates the number of dependent substreams that are associated with independent substream 0. For Enhanced AC-3 elementary streams within a DCC, this field MAY be set to 0 or 1.
- `chan_loc` – If there is a dependent substream associated with independent substream, this bit field is used to identify channel locations beyond those identified using the `acmod` field that are present in the bit-stream. For each channel location or pair of channel locations present, the corresponding bit in the `chan_loc` bit field is set to "1", according to Table 5-3. This information is extracted from the `chanmap` field of the dependent substream.

Table 5-3 – `chan_loc` field bit assignments

Bit	Location
0	Lc/Rc pair
1	Lrs/Rrs pair
2	Cs
3	Ts
4	Lsd/Rsd pair
5	Lw/Rw pair
6	Lvh/Rvh pair
7	Cvh
8	LFE2

The contents of the `EC3SpecificBox` SHALL NOT be used to control the configuration or operation of an Enhanced AC-3 audio decoder.

Common File Format & Media Formats Specification Version 2.2

5.6.2.2 Enhanced AC-3 Elementary Stream Constraints

5.6.2.2.1 Overview

Enhanced AC-3 elementary streams SHALL comply with the syntax and semantics as specified in [EAC3], including Annex E. Additional constraints on Enhanced AC-3 audio streams are specified in this section.

5.6.2.2.2 General Encoding Constraints

Enhanced AC-3 elementary streams SHALL be constrained as follows:

- The minimum bit rate of an Enhanced AC-3 elementary stream SHALL be 32×10^3 bits/second.
- An Enhanced AC-3 elementary stream SHALL always contain at least one independent substream (stream type 0) with a substream ID of 0. An Enhanced AC-3 elementary stream MAY also additionally contain one dependent substream (stream type 1).
- The following bit-stream parameters SHALL remain constant within an Enhanced AC-3 elementary stream for the duration of an Enhanced AC-3 track:
 - Number of independent substreams
 - Number of dependent substreams
 - Within independent substream 0:
 - `bsid`
 - `bsmod`
 - `acmod`
 - `lfeon`
 - `fscod`
 - Within dependent substream 0:
 - `bsid`
 - `acmod`
 - `lfeon`
 - `fscod`
 - `chanmap`

5.6.2.2.3 Independent substream 0 constraints

Independent substream 0 consists of a sequence of Enhanced AC-3 synchronization frames. These synchronization frames SHALL comply with the following constraints:

- `bsid` – bit-stream identification: If independent substream 0 is the only substream in the Enhanced AC-3 elementary stream, this field SHALL be set to 10000b (16). If the Enhanced AC-3 elementary stream contains both independent substream 0 and dependent substream 0, this field SHALL be set to 00110 (6), 01000 (8) or 10000 (16).
- When `bsid=10000b` (16), then:
 - `strmtyp` – stream type: This field SHALL be set to 00b (Stream Type 0 – independent substream); and

Common File Format & Media Formats Specification Version 2.2

- `substreamid` – substream identification: This field SHALL be set to 000b (substream ID = 0).
- `acmod` – audio coding mode: All audio coding modes except dual mono (`acmod=000b`) defined in Table 4-3 of [EAC3] are permitted. Audio coding mode dual mono (`acmod=000b`) SHALL NOT be used.

5.6.2.2.4 Dependent substream constraints

Dependent substream 0 consists of a sequence of Enhanced AC-3 synchronization frames. These synchronization frames SHALL comply with the following constraints:

- `bsid` – bit-stream identification: This field SHALL be set to 10000b (16).
- `strmtyp` – stream type: This field SHALL be set to 01b (Stream Type 1 – dependent substream).
- `substreamid` – substream identification: This field SHALL be set to 000b (substream ID = 0).
- `acmod` – audio coding mode: All audio coding modes except dual mono (`acmod=000b`) defined in Table 4-3 of [EAC3] are permitted. Audio coding mode dual mono (`acmod=000b`) SHALL NOT be used.

5.6.2.2.5 Substream configuration for delivery of more than 5.1 channels of audio

To deliver more than 5.1 channels of audio, both independent (Stream Type 0) and dependent (Stream Type 1) substreams are included in the Enhanced AC-3 elementary stream. The channel configuration of the complete elementary stream is defined by the `acmod` parameter carried in the independent substream, and the `acmod` and `chanmap` parameters carried in the dependent substream. The loudspeaker locations supported by Enhanced AC-3 are defined in [SMPTE428].

The following rules apply to channel numbers and substream use:

- When more than 5.1 channels of audio are to be delivered, independent substream 0 of an Enhanced AC-3 elementary stream SHALL be configured as a downmix of the complete program.
- Additional channels necessary to deliver up to 7.1 channels of audio SHALL be carried in dependent substream 0.

5.6.2.2.6 Maximum Bitrate

The maximum bitrate of Enhanced AC-3 elementary streams SHALL be calculated as the sample size divided by the duration.

Note: The minimum sample size of Enhanced AC-3 is 128 bytes (32 Kbps). As there are always six blocks of audio data from every substream present in the sample, the duration of each sample is the same as AC-3 – 0.032 seconds.

Common File Format & Media Formats Specification Version 2.2

5.6.3 MLP (Dolby TrueHD)

5.6.3.1 Storage of MLP elementary streams

5.6.3.1.1 Overview

Storage of MLP elementary streams within a DCC SHALL be according to [MLPISO].

- An audio sample SHALL consist of a single MLP access unit as defined in [MLP].

5.6.3.1.2 Audio Sample Entry Box for MLP

The syntax and values of the `AudioSampleEntry` box SHALL conform to `MLPSampleEntry('mlpa')` defined in [MLPISO].

Within `MLPSampleEntry`, the `sampleRate` field has been redefined as a single 32-bit integer value, rather than the 16.16 fixed-point field defined in the ISO base media file format. This enables explicit support for sampling frequencies greater than 48 kHz.

The configuration of the MLP elementary stream is described in the `MLPSpecificBox('dmlp')`, within `MLPSampleEntry`, as described in [MLPISO]. For convenience the syntax and semantics of the `MLPSpecificBox` are replicated in Section 5.5.3.1.2.

5.6.3.1.3 MLPSpecificBox

The syntax and semantics of the `MLPSpecificBox` are shown below:

```
Class MLPSpecificBox
{
    unsigned int(32)  format_info;
    unsigned int(15)  peak_data_rate;
    unsigned int(1)   reserved = 0;
    unsigned int(32)  reserved = 0;
}
```

5.6.3.1.3.1 Semantics

- `format_info` – This field has the same meaning and is set to the same value as the `format_info` field in the MLP bit-stream.
- `peak_data_rate` – This field has the same meaning and is set to the same value as the `peak_data_rate` field in the MLP bit-stream.

The contents of the `MLPSpecificBox` SHALL NOT be used to control the configuration or operation of an MLP audio decoder.

Common File Format & Media Formats Specification Version 2.2

5.6.3.2 MLP Elementary Stream Constraints

5.6.3.2.1 Overview

MLP elementary streams SHALL comply with the syntax and semantics as specified in [MLP]. Additional constraints on MLP audio streams are specified in this section.

5.6.3.2.2 General Encoding Constraints

MLP elementary streams SHALL be constrained as follows:

- All MLP elementary streams SHALL comply with MLP Form B syntax, and the stream type SHALL be FBA streams.
- The sample rate of all substreams within the MLP bit-stream SHALL be identical.
- The following parameters SHALL remain constant within an MLP elementary stream for the duration of an MLP audio track.
 - `audio_sampling_frequency` – sampling frequency
 - `substreams` – number of MLP substreams
 - `min_chan` and `max_chan` in each substream – number of channels
 - `6ch_source_format` and `8ch_source_format` – audio channel assignment
 - `substream_info` – substream configuration

5.6.3.2.3 MLP access unit constraints

- Sample rate – The sample rate SHALL be identical on all channels.
- Sampling phase – The sampling phase SHALL be simultaneous for all channels.
- Wordsize – The quantization of source data and of coded data MAY be different. The quantization of coded data is always 24 bits. When the quantization of source data is fewer than 24 bits, the source data is padded to 24 bits by adding bits of zero ('0') as the least significant bit(s).
- 2-ch decoder support – The stream SHALL include support for a 2-ch decoder.
- 6-ch decoder support – The stream SHALL include support for a 6-ch decoder when the total stream contains more than 6 channels.
- 8-ch decoder support – The stream SHALL include support for an 8-ch decoder.

5.6.3.2.4 Loudspeaker Assignments

The MLP elementary stream supports 2-channel, 6-channel and 8-channel presentations. Loudspeaker layout options are described for each presentation in the stream. Please refer to Appendix E of “Meridian Lossless Packing - Technical Reference for FBA and FBB streams” Version 1.0. The loudspeaker locations supported by MLP are defined in [SMPTE428].

Common File Format & Media Formats Specification Version 2.2

5.6.3.2.5 Maximum Bitrate

The maximum bitrate of MLP elementary streams SHALL be calculated according to MLP Tech Ref [MLP] Section 8.8.1.

5.6.4 AC-4

5.6.4.1 Storage of AC-4 Elementary Streams

5.6.4.1.1 Overview

Storage of AC-4 elementary streams within a DCC SHALL be according to Annex E of [AC4].

5.6.4.1.2 Audio Sample Entry Box for AC-4

The syntax and values of the `AudioSampleEntry` box SHALL conform to `AC4SampleEntry ('ac-4')` defined in Annex E, clause 3 of [AC4].

The configuration of the AC-4 elementary stream is described in the `AC4SpecificBox ('dac4')`, within the `AC4SampleEntry`, as defined in Annex E, clause 4 of [AC4].

Additional rules for AC-4 audio tracks in fragmented ISO-BMFF media format are defined in Annex E, clause 5 of [AC4].

5.6.4.2 AC-4 Elementary Stream Constraints

5.6.4.2.1 Overview

AC-4 elementary streams SHALL comply with the syntax and semantics as specified in [AC4]. Additional constraints on AC-4 audio streams are specified in this section.

5.6.4.2.2 General Encoding Constraints

AC-4 elementary streams SHALL be constrained as follows:

- The minimum bit rate of an AC-4 elementary stream SHALL be 32×10^3 bits/second.

5.6.4.2.3 Maximum Bitrate

The maximum bitrate of AC-4 elementary streams SHALL be calculated as the sum of all sample sizes divided by the accumulated duration of all samples.

5.7 DTS Formats

5.7.1 Storage of DTS elementary streams

Storage of DTS formats within a DCC SHALL be according to this specification.

- An audio sample SHALL consist of a single DTS audio frame, as defined in either [DTS] or [DTSX].

Common File Format & Media Formats Specification Version 2.2

5.7.1.1 Audio Sample Entry Box for DTS Formats

The syntax and values of the `AudioSampleEntry` Box SHALL conform to `DTSSampleEntry`.

The parameter `sampleRate` SHALL be set to either the sampling frequency indicated by `SFREQ` in the core substream or to the frequency represented by the parameter `nuRefClockCode` in the extension substream.

The configuration of the DTS elementary stream is described in the `DTSSpecificBox ('ddts')`, within `DTSSampleEntry`. The syntax and semantics of the `DTSSpecificBox` are defined in the following section.

The parameter `channelcount` SHALL be set to the number of decodable output channels in basic playback, as described in the (`'ddts'`) configuration box.

Common File Format & Media Formats Specification Version 2.2

5.7.1.2 DTSSpecificBox

5.7.1.2.1 Syntax

The syntax of the DTSSpecificBox is shown below.

```
class DTSSpecificBox
{
    unsigned int(32)  size;           //Box.size
    unsigned char[4] type='ddts';    //Box.type
    unsigned int(32)  DTSSamplingFrequency;
    unsigned int(32)  maxBitrate;
    unsigned int(32)  avgBitrate;
    unsigned char     reserved = 0;

    bit(2)  FrameDuration;           // 0=512, 1=1024, 2=2048, 3=4096
    bit(5)  StreamConstruction;      // Table 5-4
    bit(1)  CoreLFEPresent;          // 0=none; 1=LFE exists
    bit(6)  CoreLayout;              //
    bit(14) CoreSize;                // FSIZE, Not to exceed 4064 bytes
    bit(1)  StereoDownmix            // 0=none; 1=emb. downmix present
    bit(3)  RepresentationType;      // Table 5-6
    bit(16) ChannelLayout;           // Table 5-7
    bit(1)  MultiAssetFlag = 0;
    bit(1)  LBRDurationMod = 0;
    bit(1)  ExpansionBoxPresent;     // 0=no ExpansionBox, 1=ExpansionBox present
    bit(5)  reserved = 0;
    DTSExpansionBox[] boxes;        // zero or more expansion boxes
}
```

5.7.1.2.2 Semantics

- DTSSamplingFrequency – The maximum sampling frequency stored in the compressed audio stream.
- maxBitrate – The peak bit rate, in bits per second, of the audio elementary stream for the duration of the track. The calculated value will be rounded up to the nearest integer.

Common File Format & Media Formats Specification Version 2.2

- `avgBitrate` – The average bit rate, in bits per second, of the audio elementary stream for the duration of the track. The calculated value will be rounded up to the nearest integer.
- `FrameDuration` – This code represents the number of audio samples decoded in a complete audio access unit at `DTSSamplingFrequency`.
- `CoreLayout` – This parameter is identical to the DTS Core substream header parameter `AMODE` [DTS] and represents the channel layout of the core substream prior to applying any information stored in any extension substream. See Table 5-4. If no core substream exists, this parameter SHALL be ignored.
- `CoreLFEPresent` – Indicates the presence of an LFE channel in the core. If no core exists, this value SHALL be ignored.
- `StreamConstructon` – Provides complete information on the existence and of location of extensions in any synchronized frame. See Table 5-4.
- `StereoDownmix` – Indicates the presence of an embedded stereo downmix in the stream. This parameter is not valid for stereo or mono streams.
- `CoreSize` – This parameter is derived from `FSIZE` in the core substream header [DTS] and it represents a core frame payload in bytes. In the case where an extension substream exists in an access unit, this represents the size of the core frame payload only. This simplifies extraction of just the core substream for decoding or exporting on interfaces such as S/PDIF. The value of `CoreSize` will always be less than or equal to 4064 bytes. In the case when `CoreSize=0`, `CoreLayout` and `CoreLFEPresent` SHALL be ignored. `ChannelLayout` will be used to determine channel configuration.
- `RepresentationType` – This parameter is derived from the value for `nuRepresentationtype` in the substream header [DTS]. This indicates special properties of the audio presentation. See Table 5-6. This parameter is only valid when all flags in `ChannelLayout` are set to 0. If `ChannelLayout ≠ 0`, this value SHALL be ignored.
- `ChannelLayout` – This 16-bit parameter provides information on channels coded in the audio stream including core and extensions. See Table 5-7. The binary masks of the channels present in the stream are added together to create `ChannelLayout`.
- `MultiAssetFlag` – This flag shall be set if the stream contains more than one asset. This also implies that a DTS extension substream is present. Multiple asset streams shall use the 'dtsh' coding type. When multiple assets exist, the remaining parameters in the `DTSSpecificBox` only reflect the coding parameters of the first asset.
- `LBRDurationMod` – This flag indicates a special case of the LBR coding bandwidth, resulting in 1/3 or 2/3 band limiting. The result of this is the LBR frame duration is 50% larger than indicated in `FrameDuration`. For example, when this flag is set to 1, the `FrameDuration` is 6144 samples instead of 4096 samples.
- `ExpansionBoxPresent` – This flag indicates that at least 1 box occupies the `ExpansionBox` placeholder.

Common File Format & Media Formats Specification Version 2.2

- DTSExpansionBox – This box, if present, will contain additional private boxes. If ExpansionBoxPresent = 1, one or more additional private boxes to 'ddts' are present. Playback devices not capable of supporting these boxes will be able to rely on the defined parameters in 'ddts' for basic playback capability. Select private boxes that may appear in the Expansion Box are defined in section 5.7.1.3.

Table 5-4 – StreamConstruction

StreamConstruction	Core Substream				Extension Substream					
	Core	XCH	X96	XXCH	Core	XXCH	X96	XBR	XLL	LBR
1	✓									
2	✓	✓								
3	✓			✓						
4	✓		✓							
5	✓					✓				
6	✓							✓		
7	✓	✓						✓		
8	✓			✓				✓		
9	✓					✓		✓		
10	✓						✓			
11	✓	✓					✓			
12	✓			✓			✓			
13	✓					✓	✓			
14	✓								✓	
15	✓	✓							✓	
16	✓		✓						✓	
17									✓	
18										✓
19					✓					
20					✓	✓				
21					✓				✓	

Common File Format & Media Formats Specification Version 2.2

Table 5-5 – CoreLayout

CoreLayout	Description
0	Mono (1/0)
2	Stereo (2/0)
4	LT, RT (2/0)
5	L, C, R (3/0)
6	L, C, R, S (2/1)
7	L, R, S (3/1)
8	L, R, LS, RS (2/2)
9	L, C, R, LS, RS (3/2)

Table 5-6 – RepresentationType

RepresentationType	Description
000b	Audio asset designated for mixing with another audio asset
001b	Reserved
010b	Lt/Rt Encoded for matrix surround decoding; it implies that total number of encoded channels is 2
011b	Audio processed for headphone playback; it implies that total number of encoded channels is 2
100b	Not Applicable
101b- 111b	Reserved

Common File Format & Media Formats Specification Version 2.2

Table 5-7 – Channellayout

Notation	Loudspeaker Location Description	Bit Masks	Number of Channels
C	Center in front of listener	0x0001	1
LR	Left/Right in front	0x0002	2
LsRs	Left/Right surround on side in rear	0x0004	2
LFE1	Low frequency effects subwoofer	0x0008	1
Cs	Center surround in rear	0x0010	1
LhRh	Left/Right height in front	0x0020	2
LsrRsr	Left/Right surround in rear	0x0040	2
Ch	Center Height in front	0x0080	1
Oh	Over the listener’s head	0x0100	1
LcRc	Between left/right and center in front	0x0200	2
LwRw	Left/Right on side in front	0x0400	2
LssRss	Left/Right surround on side	0x0800	2
LFE2	Second low frequency effects subwoofer	0x1000	1
LhsRhs	Left/Right height on side	0x2000	2
Chr	Center height in rear	0x4000	1
LhrRhr	Left/Right height in rear	0x8000	2

5.7.1.3 DTSExpansionBox

If `ExpansionBoxPresent` is set to 1, then one or more private boxes referred to as `DTSExpansionBoxes` can be found at the end of the ‘`ddts`’ box, filling the remaining space of the box. As defined in [ISO] section 4.2, boxes with an unrecognized type are to be ignored. This section defines select `DTSExpansionBoxes`.

5.7.1.3.1 ExtendedParameters Box (‘`epba`’)

5.7.1.3.1.1 Overview

The `ExtendedParameters Box` contains additional metadata in an extensible manner. If present, the `ExtendedParameters Box` exists in the `ExpansionBox` described in the preceding section.

5.7.1.3.1.2 Syntax

Common File Format & Media Formats Specification Version 2.2

```
class ExtendedParameters extends FullBox ('epba', version = 0, 0) {  
    bit(1) ChannelLayoutExtFlag; // 0 = no ChannelLayoutExt, 1 = present  
    bit(7) ReservedFlags; // shall be set to 0;  
    if (ChannelLayoutExtFlag == 1) {  
        bit(16) ChannelLayoutExt;  
    }  
}
```

5.7.1.3.1.3 Semantics

- ChannelLayoutExtFlag – If ChannelLayoutExtFlag is set to 1, then ChannelLayoutExt is present.
- ReservedFlags – These flags are reserved for future definition and for the purposes of this specification shall be set to 0.
- ChannelLayoutExt – extension to ChannelLayout, according to Table 5-8.

Table 5-8 - ChannelLayoutExt

Bit Masks	Loudspeaker Location Description	Number of Channels
0x0001	Center below in front	1
0x0002	Left/Right below in front	2
0x0004 – 0x8000	Reserved	

5.7.1.3.2 DTSXParameters Box ('dxbp')

5.7.1.3.2.1 Overview

The presence of the DTSXParameters Box indicates that DTS:X extensions are present in the bitstream, and provides additional metadata that can further describe those extensions.

5.7.1.3.2.2 Syntax

```
class DTSXParameters extends FullBox ('dxbp', version = 0, flags) {  
    if (dialog_control_info_present != 0) {  
        unsigned int(8) dialog_control_max_increase_gain;  
        unsigned int(8) dialog_control_max_decrease_gain;  
    }  
}
```

Common File Format & Media Formats Specification Version 2.2

5.7.1.3.2.3 Semantics

- `version` – an integer that specifies the version of this box (0 in this specification)
- `flags` – is a 24-bit integer with flags; the following values are defined:

`dialog_control_info_present`: Flag value is 0x000001. This flag indicates that interactive dialog control information is present in the box. This flag SHOULD NOT be set if the bitstream contains no dialog objects for which interactive dialog level control is enabled, or if the presence of such objects in the bitstream is unknown.

- `dialog_control_max_increase_gain` – Specifies the maximum allowed gain level increase for interactive dialog level control in decibels. For example, a value of '6' would indicate that dialog gain level could be adjusted by as much as +6dB above the default level. Note: The bitstream may constrain dialog level adjustments beyond the values specified here.
- `dialog_control_max_decrease_gain` – Specifies the maximum allowed gain level decrease for interactive dialog level control in decibels. For example, a value of '6' would indicate that dialog gain level could be adjusted by as much as -6dB below the default level. Note: The bitstream may constrain dialog level adjustments beyond the values specified here.

5.7.2 Restrictions on DTS Formats

5.7.2.1 Overview

This section describes the restrictions that SHALL be applied to the DTS formats encapsulated in a DCC.

5.7.2.2 General constraints

The following conditions SHALL NOT change in a DTS audio stream or a Core substream:

- Duration of Synchronized Frame
- Bit Rate
- Sampling Frequency
- Audio Channel Arrangement
- Low Frequency Effects flag
- Extension assignment

The following conditions SHALL NOT change in an Extension substream:

- Duration of Synchronized Frame
- Sampling Frequency
- Audio Channel Arrangement

Common File Format & Media Formats Specification Version 2.2

- Low Frequency Effects flag
- Embedded stereo flag
- Extensions assignment defined in `StreamConstruction`

5.7.2.3 Maximum Bitrate

The maximum bitrate of DTS elementary streams SHALL be calculated from a single audio frame (one sample), by dividing the size in bits of the largest sample by the time duration of that sample.

Note: maximum bitrate is represented in the `DTSSampleEntry` as `maxBitrate`. This is a 32-bit integer value represented in bits/second and is calculated only from the audio elementary stream, excluding any and all other ISOBMFF constructions. The value is calculated using floating point arithmetic and any fractional remainder in the calculation is rounded up to the integer portion of the result and that integer is used to represent the value.

6 Subtitle Elementary Streams

6.1 Overview

This chapter defines the CFF subtitle elementary stream format, how it is stored in a DCC as a track, and how it is synchronized and presented in combination with video.

The term “subtitle” in this document is used to mean a visual presentation that is provided synchronized with video and audio tracks. Subtitles are presented for various purposes including dialog language translation, content description, “closed captions” for deaf and hard of hearing, and other purposes.

Subtitle tracks are defined with a new media type and media handler, comparable to audio and video media types and handlers. Subtitle tracks use a similar method to store and access timed “samples” that span durations on the Movie timeline and synchronize with other tracks selected for presentation on that timeline using the basic media track synchronization method of ISO Base Media File Format.

CFF subtitles are defined using the Timed Text Markup Language (TTML), as defined by the [SMPTE-TT] standard, which is derived from the W3C “Timed Text Markup Language” [W3C-TT] standard. With this approach, [SMPTE-TT] XML documents control the presentation of subtitles during their sample duration, analogous to the way an ISO media file audio sample contains a sync frame or access unit of audio samples and presentation information specific to each audio codec that control the decoding and presentation of the contained audio samples during the longer duration of the ISO media file sample.

The [W3C-TT] standard is an XML markup language-primarily designed for the presentation and interchange of character coded text using font sets (text subtitles). The [SMPTE-TT] standard extends the [W3C-TT] standard to support the presentation of stored bitmapped images (image subtitles) and to support the storage of data streams for legacy subtitle and caption formats (e.g. CEA-608).

Text and image subtitles each have advantages for subtitle storage and presentation, so it is useful to have one common subtitling format that is capable of providing either a text subtitle stream or an image subtitle stream.

Advantages of text subtitling include:

- Text subtitles require minimal size and bandwidth
- Devices can present text subtitles with different styles, sizes, and layouts for different displays, viewing conditions and user preferences
- Text subtitles can be converted to speech and tactile readouts (for visually impaired)\
- Text subtitles are searchable

Advantages of image subtitling include:

- Image subtitles enable publishers to fully control presentation of characters (including glyphs, character layout, size, overlay etc.)
- Image subtitles enable publishers to add graphical elements and effects to presentation
- Image subtitles provide a consistent subtitling presentation across all playback environments

Common File Format & Media Formats Specification Version 2.2

CFF subtitle tracks can be either text subtitle tracks or image subtitle tracks, i.e. the mixing of text and image subtitles within one track is not supported.

In order to optimize streaming, progressive playback, and random access user navigation of video and subtitles, [ISOTEXT] and this specification define how [SMPTE-TT] documents are stored as multiple documents in an ISO Base Media Track and how, in the case of an image subtitle track, associated image files are stored as multiple files in an ISO Base Media Track. Image files are stored separately as Items in each sample and referenced from an adjacent [SMPTE-TT] document in order to limit the maximum size of each document, which will decrease download time and player memory requirements.

6.2 CFF-TT Format

6.2.1 Definition

CFF-TT documents SHALL conform to the SMPTE Timed Text specification [SMPTE-TT], with the additional constraints defined in this specification.

6.2.2 CFF-TT Text Encoding

CFF-TT documents SHALL use UTF-8 character encoding as specified in [UNICODE]. All Unicode Code Points contained within CFF-TT documents SHALL be interpreted as defined in [UNICODE].

6.2.3 CFF Timed Text Profiles

The [SMPTE-TT] format provides a means for specifying a collection of mandatory and optional features and extensions that must or might be supported. This collection is referred to as a Timed Text Profile. In order to facilitate interoperability, this specification defines the CFF Timed Text Profiles derived from the SMPTE TT Profile defined in [SMPTE-TT].

Two Timed Text Profiles are defined by this specification – text and image. CFF-TT documents SHALL conform to either the text profile (see Section 6.2.2.4) or image profile (see Section 6.2.2.5). Note that the mixing of text and image subtitles within one CFF-TT document is not supported.

6.2.3.1 CFF TTML Extension – forcedDisplayMode

6.2.3.1.1 Definition

The `forcedDisplayMode` TTML extension is defined to support the signaling of a block of subtitle content that is identified as “Forced” subtitle content. “Forced” subtitle content is subtitle content that represents audio (e.g. foreign language) or text (e.g. a sign) that is not translated in the audio/video presentation.

6.2.3.1.2 XML Namespace

<http://www.decellc.org/schema/2012/01/cff-tt-meta>

The recommended prefix for this namespace is “`cff`”.

Common File Format & Media Formats Specification Version 2.2

6.2.3.1.3 XML Definition

Values:	false true
Initial:	false
Applies to:	body, div, p, region, span
Inherited:	yes
Percentages:	N/A
Animatable:	discrete

Note: Although the `forcedDisplayMode` attribute, like all the TTML style attributes, has no defined semantics on a `
` content element, `forcedDisplayMode` will apply to a `
` content element if it is either defined on an ancestor content element of the `
` content element or it is applied to a region element corresponding to a region that the `
` content element is being flowed into.

The `forcedDisplayMode` TTML extension is an `xs:Boolean` datatype attribute.

6.2.3.1.4 XML Schema Document

URI reference: `cff-tt-meta-{DMEDIA_VERSION_POINTS}.xsd`

Notes:

- `{DMEDIA_VERSION_POINTS}` is a parameter, defined in Annex A.
- In any case where the XML schema document conflicts with this specification, this specification is authoritative.
- URI is defined in [RFC3986]

6.2.3.1.5 XML Example Snippet

```
<div>
  <p region="subtitle1" begin="00:05:00" end="00:05:15"
    cff:forcedDisplayMode="true">
    This subtitle is forced.
  </p>
</div>
```

6.2.3.1.6 Layout and Flow

When only "Forced" subtitle content is displayed, content not signaled `forcedDisplayMode="true"` SHALL be hidden but used for layout and flow i.e. this content will be equivalent to `tts:visibility="hidden"`. Note that setting `tts:visibility="hidden"` on all elements within a region will leave the region visible if it has `tts:showBackground="always"` (the default).

Common File Format & Media Formats Specification Version 2.2

6.2.3.2 CFF TTML Extension – progressivelyDecodable

6.2.3.2.1 Definition

The `progressivelyDecodable` TTML extension is defined to support the signaling of whether the document can be progressively decoded. When set to true, this extension signals that the document has been designed to be progressively decodable by a decoder. A document that includes a `ttp:progressivelyDecodable` attribute with value "true" on the `<tt>` element SHALL conform to the following:

1. no attribute or element of the TTML timing vocabulary SHALL be present within the `<head>` element; and
2. given two Intermediate Synchronic Documents A and B with presentation times TA and TB, respectively, TA SHALL NOT be greater than TB if A maps to a `<p>` element that occurs earlier in the document than any `<p>` element to which B maps; and
3. child elements of `<p>` SHALL NOT have an attribute of the TTML timing vocabulary; and
4. no element SHALL reference another element that occurs after it in the document.

Notes:

- Elements with identical resolved begin times need to be in the order desired for flow.

6.2.3.2.2 XML Namespace

<http://www.decellc.org/schema/2012/01/cff-tt-meta>

The recommended prefix for this namespace is "cff:".

6.2.3.2.3 XML Definition

Values:	false true
Initial:	false
Applies to:	tt
Inherited:	no
Percentages:	N/A
Animatable:	N/A

The `progressivelyDecodable` TTML extension is an `xs:Boolean` datatype attribute.

6.2.3.2.4 XML Schema Document

URI reference: `cff-tt-meta-{DMEDIA_VERSION_POINTS}.xsd`

Notes:

Common File Format & Media Formats Specification Version 2.2

- {DMEDIA_VERSION_POINTS} is a parameter, defined in Annex E.
- In any case where the XML schema document conflicts with this specification, this specification is authoritative.
- URI is defined in [RFC3986]

6.2.3.2.5 XML Example Snippet

```
<tt
  xmlns="http://www.w3.org/ns/ttml "
  xmlns:ttm="http://www.w3.org/ns/ttml#metadata"
  xmlns:tts="http://www.w3.org/ns/ttml#styling"
  xmlns:ttp="http://www.w3.org/ns/ttml#parameter"
  xmlns:xsi="http://www.w3.org/2001/XMLSchema-instance"
  xmlns:cff="http://www.decellc.org/schema/2012/01/cff-tt-meta"

  xsi:schemaLocation="http://www.w3.org/ns/ttml cff-tt-text-ttaf1-dfxp-
{DMEDIA_VERSION_POINTS}.xsd http://www.decellc.org/schema/2012/01/cff-tt-meta cff-
tt-meta-{DMEDIA_VERSION_POINTS}.xsd"

  xml:lang="es"

  ttp:frameRate="24"

  ttp:frameRateMultiplier="1000 1001"

  ttp:timeBase="media"

  cff:progressivelyDecodable="true"
>
```

Note:

- {DMEDIA_VERSION_POINTS} is a parameter, defined in Annex E.

6.2.3.3 General Profile Restrictions

6.2.3.3.1 Feature Restrictions

The following TTML restrictions SHALL apply to all CFF Timed Text documents.

Table 6-1 – CFF General TTML Feature Restrictions

FEATURE	CONSTRAINT
#cellResolution	SHALL NOT be used.
#clockMode	SHALL NOT be used.
#color	Note: As required in [SMPTE-TT], the initial value of <code>tts:color</code> is "white".

Common File Format & Media Formats Specification Version 2.2

#dropMode	SHALL NOT be used.
#extent-region	<ul style="list-style-type: none"> • The maximum size SHALL be specified and SHALL be smaller than or equal to the root container. • regions presented in the same Subtitle Event SHALL NOT overlap (see Section 6.6 for a definition of “Subtitle Event” and Section 6.2.2.3.2 for a definition of when a region is “presented”).
#extent-root	<ul style="list-style-type: none"> • <code>tts:extent</code> SHALL NOT be specified on the <code><tt></code> element if <code>track_size_is_aspect_ratio</code> is set in the CFF-TT track’s Track Header Box (‘tkhd’), or either the width or height values in the CFF-TT track’s Track Header Box (‘tkhd’) are set to 0. • If unit of measure px (pixel) length values are used in the CFF-TT document, then <code>tts:extent</code> SHALL be present on the <code><tt></code> element. • If <code>tts:extent</code> is specified on the <code><tt></code> element, it SHALL be equal to the width and height values in the CFF-TT track’s Track Header Box (‘tkhd’). • If <code>tts:extent</code> is not specified on the <code><tt></code> element, the spatial extent of the root container is determined per Section 6.2.4.
#frameRate	<ul style="list-style-type: none"> • If specified, <code>ttp:frameRate</code> and <code>ttp:frameRateMultiplier</code> attributes SHALL collectively match the frame rate of the associated video track. • If not specified, the frame rate SHALL be the frame rate of the associated video track.
#frameRateMultiplier	<ul style="list-style-type: none"> • If specified, <code>ttp:frameRate</code> and <code>ttp:frameRateMultiplier</code> attributes SHALL collectively match the frame rate of the associated video track. • If not specified, the frame rate SHALL be the frame rate of the associated video track.
#length	The unit of measure px (pixel) SHALL be the same unit of measure as that used for the associated video track.
#length-cell	SHALL NOT be used.
#length-negative	SHALL NOT be used.
#length-percentage	<p>The “pixel” value equated with any “percentage” length value SHALL be a pixel on the CFF-TT Coordinate System. To calculate the pixel, the “round to nearest” rounding algorithm SHALL be utilized with the “round half-up” tie break rule applied.</p> <p>Note: see Section 6.2.3 for more details on the CFF-TT Coordinate System.</p>

Common File Format & Media Formats Specification Version 2.2

#markerMode	SHALL NOT be used.
#origin	<ul style="list-style-type: none"> regions SHALL be contained within the root container. regions presented in the same Subtitle Event SHALL NOT overlap (see Section 6.6 for a definition of “Subtitle Event” and Section 6.2.2.3.2 for a definition of when a region is “presented”). <p>Note: per the #length-cell restriction defined above, it is prohibited to use "c" (cell) scalar unit representations.</p>
#overflow	SHALL NOT be used.
#pixelAspectRatio	SHALL NOT be used
#subFrameRate	SHALL NOT be used.
#tickRate	<ul style="list-style-type: none"> if specified, <code>ttp:tickRate</code> SHALL be set to the same value as that of the timescale parameter in the subtitle track’s Media Header Box (‘mdhd’). if <code>#time-offset-with-ticks</code> expressions <code>timeExpression</code> values are used in the CFF-TT document, <code>ttp:tickRate</code> SHALL be present on the <code><tt></code> element and comply with the constraint defined above.
#timeBase-clock	SHALL NOT be used.
#timeBase-media	<code>timeBase</code> SHALL be “media” where time zero is the start of the subtitle track decode time on the media timeline. Note that time zero does not reset with every subtitle fragment and media time is accumulated across subtitle fragments.
#timeBase-smpte	SHALL NOT be used.
#timing	<ul style="list-style-type: none"> The same syntax (<code>clock-time</code> or <code>offset-time</code>) SHOULD be used throughout the CFF-TT document. Offset time expressions using the tick metric SHOULD NOT use fractional ticks. Explicitly defined timing SHALL NOT extend beyond the time span of the CFF-TT document’s subtitle sample on the ISO media timeline. Note: <code>#time-offset-with-frames</code> expressions are translated to media time with the following equation (where M is the media time in seconds): $M = 60^2 \times \text{hours} + 60 \times \text{minutes} + \text{seconds} + (\text{frames} \div (\text{ttp: frameRateMultiplier} \times \text{ttp: frameRate}))$ Note: <code>#time-offset-with-ticks</code> expressions are calculated from media time with the following equation (where M is the media time in seconds): $\text{Tick} = \text{ceiling}(M \times \text{ttp: tickRate})$

Common File Format & Media Formats Specification Version 2.2

6.2.3.3.2 Element Restrictions

The following TTML restrictions SHALL apply to all CFF Timed Text documents.

Table 6-2 – CFF General TTML Element Restrictions

ELEMENT	CONSTRAINT
body	All content presented in a Subtitle Event SHALL be associated with a Document Instance content region i.e. such content SHALL NOT be directly placed in the Root Container Region.
region	<p>Number of regions presented in the same Subtitle Event SHALL be <=4 (see Section 6.6 for a definition of Subtitle Event).</p> <p>A region SHALL be considered “presented” if all four of the following are true:</p> <ol style="list-style-type: none"> 1) The region does not have a <code>tts:opacity="0.0"</code> (note that “1.0” is the default value of the <code>tts:opacity</code> attribute); and 2) The region does not have a <code>tts:visibility="hidden"</code> (note that “visible” is the default value of the <code>tts:visibility</code> attribute); and 3) The region does not have a <code>tts:display="none"</code> (note that “auto” is the default value of the <code>tts:display</code> attribute); and 4) content is selected into the region at the time of the Subtitle Event, or the region has a <code>tts:showBackground="always"</code> and a <code>tts:backgroundColor</code> with non-transparent alpha (note that “always” is the default value of the <code>tts:showBackground</code> attribute).
tt	The <tt> element SHALL include an <code>xmlns</code> attribute with or without a prefix) with “ <code>http://www.w3.org/ns/ttml</code> ”

6.2.3.3.3 Attribute Restrictions

The following TTML restrictions SHALL apply to all CFF Timed Text documents.

Table 6-3 – General TTML Attribute Restrictions

ELEMENT	CONSTRAINT
<code>xml:lang</code>	If specified, the <code>xml:lang</code> attribute SHALL match the Subtitle/Language Multi-Track Required Metadata (see Section 2.1.2.1) if Multi-Track Required Metadata is present in the DCC. Note: <code>xml:lang</code> MAY be set to an empty string.

Common File Format & Media Formats Specification Version 2.2

6.2.3.4 Text Subtitle Profile

6.2.3.4.1 XML Schema Document

URI reference: "cff-tt-text-ttaf1-dfxp-{DMEDIA_VERSION_POINTS}.xsd"

Notes:

- {DMEDIA_VERSION_POINTS} is a parameter, defined in Annex E.
Note: In any case where the XML schema document conflicts with this specification, this specification is authoritative.
- URI is defined in [RFC3986]

6.2.3.4.2 xsi:schemaLocation

CFE Timed Text documents contained within a text subtitle track SHOULD have an `xsi:schemaLocation` attribute defined on the `<tt>` element.

The value of this `xsi:schemaLocation` attribute is to be set as follows:

- "http://www.w3.org/ns/ttml cff-tt-text-ttaf1-dfxp-{DMEDIA_VERSION_POINTS}.xsd" SHOULD be included.
- If the `forcedDisplayMode` extension defined in Section 6.2.2.1 or the `progressivelyDecodable` extension defined in Section 6.2.2.2 is used in the document, "http://www.decell.org/schema/2012/01/cff-tt-meta cff-tt-meta-{DMEDIA_VERSION_POINTS}.xsd" SHOULD be included.
- The built-in XML Schema namespaces "http://www.w3.org/2001/XMLSchema" and "http://www.w3.org/2001/XMLSchema-instance" and any namespace declaration which has a prefix beginning with the three-letter sequence "xml" SHOULD NOT be included.
- All other schemas for all the namespaces declared in the document SHOULD be included with the following exception: if a schema defines multiple namespaces, it SHOULD only be present in the `xsi:schemaLocation` once (for example, only `...ns/ttml` is recommended to be included, not both `...ns/ttml` and `...ns/ttml#style`).

Note: {DMEDIA_VERSION_POINTS} is a parameter, defined in Annex E.

6.2.3.4.3 Feature restrictions

In addition to the restrictions defined in Section 6.2.2.3.1, the following restrictions SHALL apply to CFE Timed Text documents contained within a text subtitle track.

Common File Format & Media Formats Specification Version 2.2

Table 6-4 - CFF Text Subtitle TTML Feature Restrictions

FEATURE	CONSTRAINT
#extent-region	<ul style="list-style-type: none"> length expressions SHALL use "px" (pixel) scalar units or "percentage" representation. "em" (typography unit of measure) SHALL NOT be used. <p>Note: per the #length-cell restriction defined in Table 6-1, it is prohibited to use "c" (cell) scalar unit representations.</p> <ul style="list-style-type: none"> SHOULD be large enough for text content layout without clipping in accordance with the Hypothetical Render Model defined in Section 6.6.4.2.
#fontFamily	<ul style="list-style-type: none"> A <code>tts:fontFamily</code> of either "monospaceSerif" or "proportionalSansSerif" SHOULD be specified for all presented text content. A <code>tts:fontFamily</code> of "default" SHALL be equivalent to "monospaceSerif".
#fontSize-anamorphic	SHALL NOT be used.
#origin	<p>"em" (typography unit of measure) SHALL NOT be used.</p> <p>Note: per the #length-cell restriction defined above, it is prohibited to use "c" (cell) scalar unit representations.</p>
#profile	<p>A document SHALL contain a <code>ttp:profile</code> element under the <head> element, where the use attribute of that element is specified "http://www.decellc.org/profile/cff-tt-text-{DMEDIA_VERSION_POINTS}".</p> <p>Note: {DMEDIA_VERSION_POINTS} is a parameter, defined in Annex E.</p>
#textOutline	If specified, the border thickness SHALL be 10% or less than the associated font size.
#textOutline-blurred	SHALL NOT be used.

6.2.3.4.4 SMPTE Extension Restrictions

In addition to the restrictions defined in Section 6.2.2.3.1, the following restrictions SHALL apply to CFF Timed Text documents contained within an text subtitle track.

Table 6-5 - CFF Text Subtitle TTML SMPTE Extension Restrictions

EXTENSION	CONSTRAINT
#backgroundImage	SHALL NOT be used.
#backgroundImageHorizontal	SHALL NOT be used.
#backgroundImageVertical	SHALL NOT be used.
#image	SHALL NOT be used.

Common File Format & Media Formats Specification Version 2.2

6.2.3.5 Image Subtitle Profile

6.2.3.5.1 XML Schema Document

URI reference: "cff-tt-image-ttaf1-dfxp-{DMEDIA_VERSION_POINTS}.xsd"

URI reference: "cff-tt-image-smpte-tt-{DMEDIA_VERSION_POINTS}.xsd"

Notes:

- {DMEDIA_VERSION_POINTS} is a parameter, defined in Annex E.
- In any case where the XML schema document conflicts with this specification, this specification is authoritative.
- URI is defined in [RFC3986]

6.2.3.5.2 xsi:schemaLocation

CFE Timed Text documents contained within an image subtitle track SHOULD have an 'xsi:schemaLocation' attribute defined on the '<tt>' element. The value of this xsi:schemaLocation attribute is to be set as follows:

- "http://www.w3.org/ns/ttml cff-tt-image-ttaf1-dfxp-{DMEDIA_VERSION_POINTS}.xsd" and http://www.smpte-ra.org/schemas/2052-1/2010/smpte-ttcff-tt-image-smpte-tt-{DMEDIA_VERSION_POINTS}.xsd" SHOULD be included.
- If the forcedDisplayMode extension defined in Section 6.2.2.1 or the progressivelyDecodable extension defined in Section 6.2.2.2 is used in the document, "http://www.decellc.org/schema/2012/01/cff-tt-meta cff-tt-meta-{DMEDIA_VERSION_POINTS}.xsd" SHOULD be included.
- The built-in XML Schema namespaces "http://www.w3.org/2001/XMLSchema" and "http://www.w3.org/2001/XMLSchema-instance" and any namespace declaration which has a prefix beginning with the three-letter sequence "xml" SHOULD NOT be included.
- All other schemas for all the namespaces declared in the document SHOULD be included with the following exception: if a schema defines multiple namespaces, it SHOULD only be present in the xsi:schemaLocation once (for example, only ...ns/ttml is recommended to be included, not both ...ns/ttml and ...ns/ttml#style).

Note: {DMEDIA_VERSION_POINTS} is a parameter, defined in Annex E.

6.2.3.5.3 Feature Restrictions

In addition to the restrictions defined in Section 6.2.2.3.1, the following restrictions SHALL apply to CFF Timed Text documents contained within an image subtitle track.

Table 6-6 - CFF Image Subtitle TTML Feature Restrictions

FEATURE	CONSTRAINT
#bidi	SHALL NOT be used.
#color	SHALL NOT be used.

Common File Format & Media Formats Specification Version 2.2

#content	<p>, , SHALL NOT be used.
#direction	SHALL NOT be used.
#displayAlign	SHALL NOT be used.
#fontFamily	SHALL NOT be used.
#fontSize	SHALL NOT be used.
#fontStyle	SHALL NOT be used.
#fontWeight	SHALL NOT be used.
#length-em	SHALL NOT be used.
#lineBreak-uax14	SHALL NOT be used.
#lineHeight	SHALL NOT be used.
#nested-div	SHALL NOT be used.
#nested-span	SHALL NOT be used.
#padding	SHALL NOT be used.
#profile	A document SHALL contain a ttp:profile element where the use attribute of that element is specified "http://www.decellc.org/profile/cff-tt-image- {DMEDIA_VERSION_POINTS}". Note: {DMEDIA_VERSION_POINTS} is a parameter, defined in Annex E.
#textAlign	SHALL NOT be used.
#textDecoration	SHALL NOT be used.
#textOutline	SHALL NOT be used.
#wrapOption	SHALL NOT be used.
#writingMode-vertical	SHALL NOT be used.

6.2.3.5.4 Element Restrictions

In addition to the restrictions defined in Section 6.2.2.3.1, the following restrictions SHALL apply to CFF Timed Text documents contained within an image subtitle track.

Table 6-7 – CFF Image Subtitle TTML Element Restrictions

ELEMENT	CONSTRAINT
div	If a <code>smpte:backgroundImage</code> attribute is applied to a <code><div></code> , the width and height of the region extent associated with the <code><div></code> SHALL equate to the width and height of the image source referenced by the <code>smpte:backgroundImage</code> .

Common File Format & Media Formats Specification Version 2.2

	Note: see the #length-percentage constraint in Table 6-1 for more information on equating a "percentage" length representation of a region to pixels in the image source referenced by the <code>smpte: backgroundImage</code> .
region	For each Subtitle Event, there SHALL be at most one <code><div></code> with the <code>smpte: backgroundImage</code> attribute applied associated with any "presented" region (see Section 6.6 for a definition of "Subtitle Event" and Section 6.2.2.3.2 for a definition of when a region is "presented").

6.2.3.5.5 SMPTE Extension Restrictions

In addition to the restrictions defined in Section 6.2.2.3.1, the following TTML restrictions SHALL apply to CFF Timed Text documents contained within an image subtitle track.

Table 6-8 - CFF Image Subtitle TTML SMPTE Extension Restrictions

EXTENSION	CONSTRAINT
<code>#backgroundImageHorizontal</code>	SHALL NOT be used. Note: the <code>smpte: backgroundImage</code> attribute remains available for use.
<code>#backgroundImageVertical</code>	SHALL NOT be used. Note: the <code>smpte: backgroundImage</code> attribute remains available for use.
<code>#image</code>	<code><smpte: image></code> SHALL NOT be used.

6.2.4 CFF-TT Coordinate Plane

The CFF-TT root container origin SHALL be "0 0".

The CFF-TT root container spatial extent is determined based on field values within the CFF-TT track's Track Header Box (`'tkhd'`) as follows:

1. `width` and `height` are set to non-zero values, and `track_size_is_aspect_ratio` is not used: the spatial extent of the CFF-TT root container is set to the CFF-TT track's Track Header Box (`'tkhd'`) `width` and `height` values per [ISOTEXT];
2. `width` and `height` are set to non-zero values, and `track_size_is_aspect_ratio` is used: the spatial extent of the CFF-TT root container SHALL be set to the `width` and `height` of the associated video track;
3. `width` and `height` are set to zero values: the spatial extent of the CFF-TT root container SHALL be set to the `width` and `height` of the associated video track.

Notes:

- Per Section 6.2.3.3.1: if `tt: extent` is specified on the `<tt>` element, it must equal the `width` and `height` values in the CFF-TT track's Track Header Box (`'tkhd'`); and if unit of measure `px` (pixel)

Common File Format & Media Formats Specification Version 2.2

length values are used in the CFF-TT document, then `tts:extent` must be present on the `<tts>` element.

- The values of the CFF-TT track's Track Header Box (`tkhd`) are normatively constrained in Section 6.7.2, including a requirement that if aspect ratio is defined by the CFF-TT track's Track Header Box (`tkhd`), it must match the aspect ratio of the associated video track.

The matrix values in the video and subtitle track headers are the default value. The position of the subtitle display region is determined on the notional 'square' (uniform) grid defined by the root container extent. The display region `tts:origin` values determine the position, and the `tts:extent` values determine the size of the region. Figure 6-1 illustrates an example of the subtitle display region position.

Note: Subtitles can only be placed within the encoded video active picture area. If subtitles need to be placed over black matting areas, the additional matting areas need to be considered an integral part of the video encoding and included within the video active picture area for encoding.

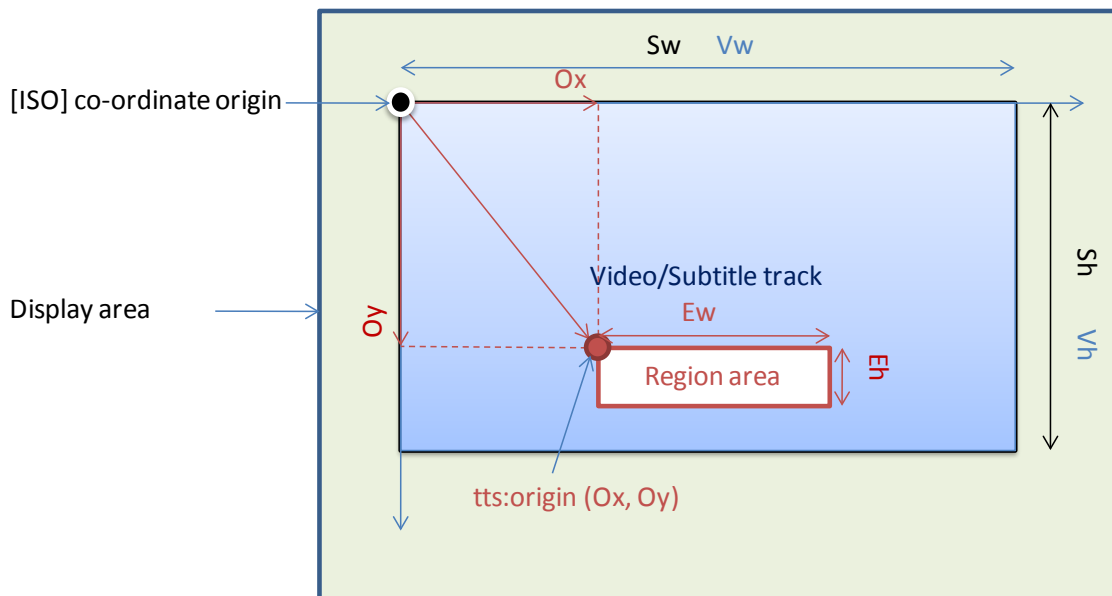


Figure 6-1 – Example of subtitle display region position

In Figure 6-1, the parameters are denoted as follows:

- Vw, Vh – Video track header width and height, respectively.
- [ISO] co-ordinate origin - the origin of the CFF-TT root container.
- Sw, Sh – Subtitle track width and height, respectively which is also the spatial extent of the CFF-TT root container.
- Ew, Eh – CFF-TT display region `tts:extent`.
- Ox, Oy – CFF-TT display region `tts:origin`.
- Region area – area defined in the CFF-TT document that sets the rendering in which text is flowed or images are drawn.

Common File Format & Media Formats Specification Version 2.2

- Display area – rendering area of the CFF-TT processor.

6.2.5 CFF-TT External Time Interval

The CFF-TT Document's External Time Interval SHALL equal the duration of the subtitle track on the ISO media timeline. The external time interval is the temporal beginning and ending of a document instance as specified in [W3C-TT] and incorporated in [SMPTE-TT].

6.3 CFF-TT Subtitle Event and Video Frame Synchronization

CFF-TT is designed to synchronize with video at the video frame level - that is, Subtitle Events (see Section 6.6) will first be displayed on a specific frame of video on the video frame grid and will be removed on a specific frame of video on the video frame grid. The following equation is used to calculate the video frame represented by a media time value calculated from a '<timeExpression>' value in a CFF-TT document (where M is the media time in seconds):

$$F = \text{ceiling}(M \times (\text{ttp:frameRateMultiplier} \times \text{ttp:frameRate}))$$

In order to determine the video frame with which a Subtitle Event is actually first displayed or removed from a '<timeExpression>' value in a CFF-TT document, the video frame SHALL be calculated from the '<timeExpression>' value and the timing model defined in Section 6.6.2 SHALL be applied.

Note: Section 6.2.2.3 requires that the value of '<ttp:frameRate>' is that of the video track (and if set in the document it is required to be equal to the video track framerate).

6.4 CFF-TT Encoded Image Format

Images SHALL conform to PNG image coding as defined in Sections 7.1.1.3 and 15.1 of [MHP], with the following additional constraints:

- PNG images SHALL NOT be required to carry a pHYs chunk indicating pixel aspect ratio of the bitmap. If present, the pHYs chunk SHALL indicate square pixels.

Note: If no pixel aspect ratio is carried, the default of square pixels will be assumed.

6.5 CFF-TT Structure

6.5.1 Track Format

A CFF subtitle track is either a text subtitle track or an image subtitle track.

Text subtitle tracks SHALL contain one or more CFF-TT XML documents all of which are compliant with Section 6.2.2.4. Text subtitle tracks SHALL NOT contain any image data. Text subtitle tracks SHALL comply with [ISOTEXT].

Image subtitle tracks SHALL contain one or more CFF-TT XML documents, all of which are compliant with Section 6.2.2.5. CFF-TT documents in image subtitle tracks SHALL incorporate images in their presentation by reference only and images are not considered within the document size limit. In this case, referenced

Common File Format & Media Formats Specification Version 2.2

images SHALL be stored in the same sample as the document that references them and SHALL NOT exceed the maximum sizes specified in in Table 6-9. Image subtitle tracks SHALL comply with [ISOTEXT].

Note:

- Per [ISOTEXT], each CFF-TT document in a CFF subtitle track is stored in a single subtitle sample which is a “sync sample”, meaning that it is independently decodable.
- “sync sample” in movie fragments cannot be signaled by the absence of the Sync Sample box (‘stss’) or by the presence of the Sync Sample box (‘stss’), since this box is not designed to list sync samples in movie fragments. Instead, signaling can be achieved by other means such as setting the ‘sample_is_non_sync_sample’ flag to “0” in the ‘default_sample_flags’ field in the Track Extends box (‘trex’).

6.5.2 Sample Format

6.5.2.1 Definition

Subtitle sample storage SHALL comply with [ISOTEXT]. In image subtitle tracks, each subtitle sample SHALL also contain all images referenced in the CFF-TT document and storage of images SHALL comply with [ISOTEXT]. Each subtitle track fragment SHALL contain exactly one subtitle sample.

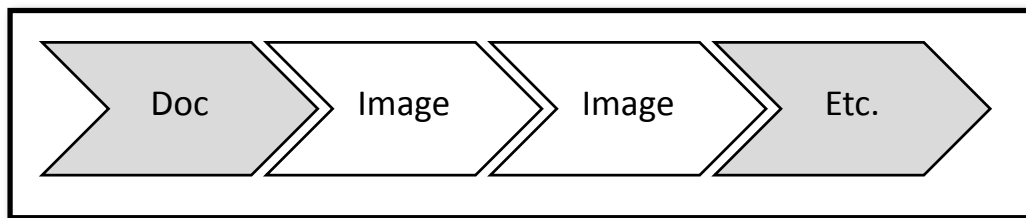


Figure 6-2 - Storage of images following the related SMPTE TT document in a sample

6.5.2.2 Images

Image formats used for subtitles (i.e. PNG) SHALL be specified in a manner such that all of the data necessary to independently decode an image (i.e. color look-up table, bitmap, etc.) is stored together within a single sub-sample.

The total size of image data stored in a sample SHALL NOT exceed the values indicated in Table 6-9. “Image data” SHALL include all data in the sample except for the CFF-TT document, which SHALL be stored at the beginning of each sample to control the presentation of any images in that sample.

The CFF-TT document SHALL reference each image using a URN, per [ISOTEXT], of the form:

```
urn:dece:container:subtitleimageindex:<index>.<ext>
```

Where:

- <index> is as defined in [ISOTEXT].
- <ext> is as defined in [ISOTEXT].

Common File Format & Media Formats Specification Version 2.2

Note: A CFF-TT document might reference the same image multiple times within the document. In such cases, there will be only one sub-sample entry in the Sub-Sample Information Box (' subs ') for that image, and the URI used to reference the image each time will be the same. However, if an image is used by multiple CFF-TT documents, that image is required to be stored once in each sample for which a document references it.

An example of image referencing is shown below:

```
<head>
  <layout>
    <region tts:extent="250px 50px" tts:origin="200px 800px" xml:id="r1"/>
    <region tts:extent="200px 50px" tts:origin="200px 800px" xml:id="r2"/>
  </layout>
</head>
<body>
  <div region="r1"
  smpte:backgroundImage="urn:dece:container:subtitleimageindex:1.png"/>
  <div region="r2"
  smpte:backgroundImage="urn:dece:container:subtitleimageindex:2.png"/>
</body>
```

6.5.2.3 Constraints

CFF-TT subtitle samples SHALL NOT exceed the following constraints:

Table 6-9 – Constraints on Subtitle Samples

Property	Constraint
CFF-TT document size	Single XML document size $\leq 500 \times 2^{10}$ bytes

6.6 CFF-TT Hypothetical Render Model

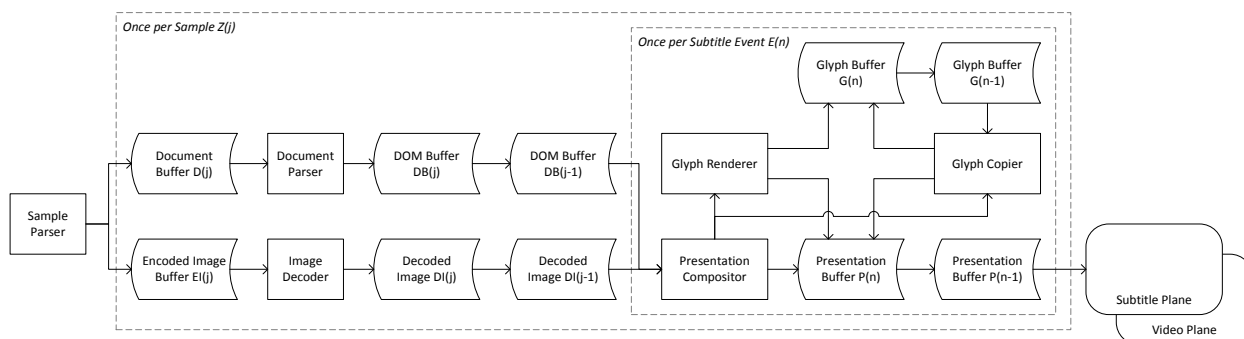


Figure 6-3 – Block Diagram of Hypothetical Render Model

Common File Format & Media Formats Specification Version 2.2

This Section defines the CFF-TT Hypothetical Render Model. CFF-TT documents SHALL NOT exceed the limits and constraints defined by this model.

6.6.1 Functional Model

The hypothetical render model for CFF-TT subtitles is shown in Figure 6-3. It includes separate input buffers $D_{(j)}$ and $EI_{(j)}$ for one CFF-TT document, and a set of images contained in one sample, respectively. Each buffer has a minimum size determined by the maximum document and sample size specified.

The Document Object Model (DOM) buffers, $DB_{(j)}$ and $DB_{(j-1)}$, store the DOMs produced by parsing a CFF-TT document. DOM buffers do not have a specified size because the amount of memory required to store compiled documents depends on how much memory a media handler implementation uses to represent them. A CFF-TT processor implementation can determine a sufficient size based on document size limits and worst-case code complexity.

The model includes two DOM buffers in order to enable the processing and presentation of the currently active CFF-TT document in $DB_{(j-1)}$ while the next CFF-TT document is received and parsed in $DB_{(j)}$ in preparation for it becoming active. See Section 6.6.2 for more information on the timing model of when documents are active and inactive.

For the purposes of performing presentation processing, the active time duration of the CFF-TT document is divided into a sequence of Subtitle Events. For any given Subtitle Event $E_{(n)}$, all visible pixels for Subtitle Event $E_{(n)}$ are painted.

A Subtitle Event SHALL occur whenever there is any change to subtitle presentation. Each Subtitle Event is associated with an intermediate synchronic document. [W3C-TT] Section 9.3.2, as incorporated by [SMPTE-TT], dictates when an intermediate synchronic document is constructed. Note: A change to subtitle presentation caused by the <set> animation element will result in a new Subtitle Event.

The Presentation Compositor retrieves presentation information for each Subtitle Event from the applicable Doc DOM (according to the current subtitle fragment); presentation information includes presentation time, region positioning, style information, etc. associated with the Subtitle Event. The Presentation Compositor constructs an intermediate synchronic document for the Subtitle Event, in accordance with [W3C-TT] Section 9.3.2, as incorporated by [SMPTE-TT], and paints the corresponding Subtitle Event into the Presentation Buffer $P_{(n)}$.

The Glyph Buffers $G_{(n)}$ and $G_{(n-1)}$ are used to store rendered glyphs across Subtitle Events, allowing glyphs to be copied into the Presentation Buffer instead of rendered, a more costly operation. This enables scenarios where the same glyphs are used in multiple successive Subtitle Events, e.g. to convey a CEA-608/708-style roll-up. To paint Subtitle Event $E_{(n)}$, the Presentation Compositor has access in Glyph Buffer $G_{(n-1)}$ to the glyphs used during Subtitle Event $E_{(n-1)}$ and in Glyph Buffer $G_{(n)}$ to all glyphs used during Subtitle Event $E_{(n)}$. Once processing of a Subtitle Event is completed, the Presentation Buffer $P_{(n)}$ is copied to $P_{(n-1)}$ and the Glyph Buffer $G_{(n)}$ to $G_{(n-1)}$.

The Presentation Buffer $P_{(n)}$ acts as a “back buffer” in the model (the “back buffer” is the secondary buffer in this “double buffer” model – it is used to store the result of every paint operation involved in creating the Subtitle Event but it is not used for the display of Subtitle Event in this model).

Common File Format & Media Formats Specification Version 2.2

The Presentation Buffer $P_{(n-1)}$ stores a Subtitle Event available for display with video and acts as a “front buffer” in the model (the “front buffer” is the primary buffer in this “double buffer” model – it is used for the display of the completed Subtitle Event in this model).

The Video Plane stores each frame of decoded video. The Presentation Buffers, $P_{(n)}$ and $P_{(n-1)}$, have the same horizontal and vertical size as the CFF-TT root container. The Subtitle Plane and Video Plane have the same horizontal and vertical size defined for the video track. If the width or height of the Presentation Buffer do not exactly match the corresponding dimensions of the associated video track, the output of the Presentation Buffer is proportionally scaled to the width and height of the associated video track before it is written on the Subtitle Plane.

After video/subtitles have been composited, the resulting image is then provided over external video interfaces if any and/or presented on an integrated display.

The above provides an overview of a hypothetical model only. Any CFF-TT processor implementation of this model is allowed as long as the observed presentation behavior of this model is satisfied. In particular, some CFF-TT processor implementations might render/paint and scale to different resolutions than the SMPTE TT root container in order to optimize presentation for the display connected to (or integrated as part of) the CFF-TT processor implementation but in such cases CFF-TT processor implementations are required to maintain the same subtitle and video relative position (regardless of differences in resolution between the display and SMPTE TT root container).

6.6.2 Timing Model

Although, per Section 6.2.4 all CFF-TT Documents have an External Time Interval equal to the subtitle track duration, only one CFF-TT document is presented at any one point in time by the render model. The render model presents a CFF-TT document only when the CFF-TT document is active. A CFF-TT document is active only during the time span of its associated subtitle sample on the ISO media timeline and at all other times the CFF-TT document is inactive. Consequently all presentation defined in the CFF-TT document will be shown when the document is active. Any portion of presentation associated with a time when the document is inactive will not be presented with the following exception - if the document becomes inactive during a coded video frame, the presentation will continue until the next nearest coded video frame at which time any presentation defined in the CFF-TT document will not be shown.

This timing relationship is defined in [ISOTEXT] and depicted in Figure 6-4 below. Therefore, during playback of a subtitle track, at the end of a subtitle sample the Document associated with the subtitle sample will become inactive and the Document associated with the next subtitle sample, which is immediately adjacent on the ISO media timeline, will immediately become active at the start of the next subtitle sample – thus subtitle presentation will continue seamlessly over subtitle samples (and fragments) on the ISO media timeline without interruption to subtitle presentation.

Note: The time span of the subtitle sample always starts at the time represented by the sum of all previous subtitle sample durations and always lasts for the length of time represented by the `sample_duration` determined from the `default_sample_duration` and `sample_duration` fields associated with the subtitle sample.

Common File Format & Media Formats Specification Version 2.2

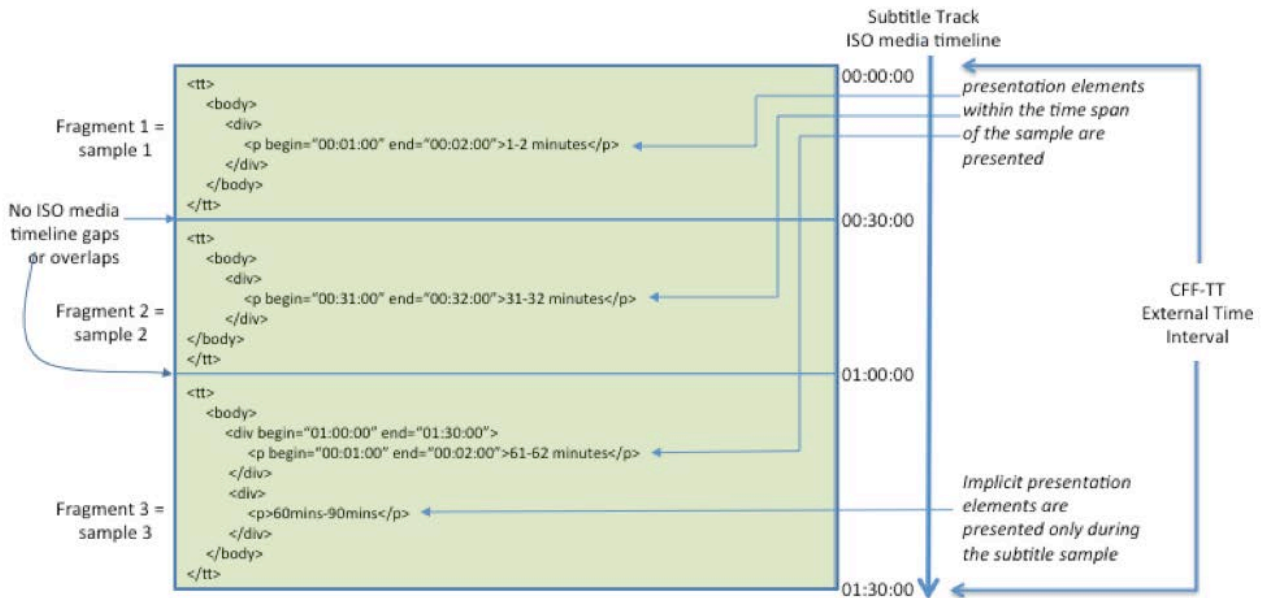


Figure 6-4 – Time relationship between CFF-TT documents and the CFF-TT track ISO media timeline

The performance available for painting Subtitle Events is bounded by constraints on key aspects of the model, e.g. drawing and rendering rates – see Annex A, B and C. Whenever applicable, these constraints are specified relative to the root container dimensions, allowing CFF-TT Documents to be authored independently of video resolution.

The Presentation Compositor starts painting pixels for the first Subtitle Event in the CFF-TT document at the decode time of the subtitle fragment. If Subtitle Event $E_{(n)}$ is not the first in a CFF-TT document, the Presentation Compositor starts painting pixels for Subtitle Event $E_{(n)}$ at the “start time” of the immediately preceding Subtitle Event $E_{(n-1)}$. All data for Subtitle Event $E_{(n)}$ is painted to the Presentation Buffer for each Subtitle Event.

For each Subtitle Event, the Presentation Compositor clears the pixels within the root container (except for the first Subtitle Event $E_{(FIRST)}$) and then paints, according to stacking order, all background pixels for each region, then paints all pixels for background colors associated with text or image subtitle content and then paints the text or image subtitle content. The Presentation Compositor needs to complete painting for the Subtitle Event $E_{(n)}$ prior to the start time of Subtitle Event $E_{(n)}$. The duration, in seconds, for painting a Subtitle Event in the Presentation Buffer is as follows for any given Subtitle Event $E_{(n)}$ within the CFF-TT document:

$$DURATION(E_{(n)}) = \frac{S_{(n)}}{BD_{draw}} + C_{(n)}$$

Where:

- $S_{(n)}$ is the normalized size of the total drawing area for Subtitle Event $E_{(n)}$, as defined below.
- BD_{draw} is the normalized background drawing performance factor (see Annex A, B, C for the background drawing performance factor defined for each Profile).

Common File Format & Media Formats Specification Version 2.2

- $C_{(n)}$ is the duration, in seconds, for painting the text or image subtitle content for Subtitle Event $E_{(n)}$. See the details defined in Section 6.7 and Section 6.8 below.

Note: BDraw effectively sets a limit on fillings regions - for example, assuming that the root container is ultimately rendered at 1920×1080 resolution, a BDraw of 12 s⁻¹ would correspond to a fill rate of 1920 × 1080 × 12/s = 23.7 × 2²⁰ pixels/s.

$S_{(FIRST)}$

The normalized size of the total drawing area for the first Subtitle Event $E_{(FIRST)}$ that is to be decoded by the CFF-TT processor implementation for the CFF-TT subtitle track is defined as:

$$S_{(FIRST)} = \sum_{i=0}^{i \leq r} (\text{NSIZE}(E_{(FIRST)} \cdot R_{(i)}) \times \text{TBG}_{(R_{(i)})})$$

Where:

- r is the number of regions that are presented in this Subtitle Event. See Section 6.2.2.3.2 for a definition of when a region is considered to be presented.
- $\text{NSIZE}(E_{(FIRST)} \cdot R_{(i)})$ is equal to:

$$(\text{width of } R_{(i)} \times \text{height of } R_{(i)}) \div (\text{root container height} \times \text{root container width})$$

$R_{(i)}$ is a region that will be presented in the Subtitle Event $E_{(FIRST)}$.

- $\text{TBG}_{(R_{(i)})}$ is the total number of `tts:backgroundColor` attributes associated with the given region $R_{(i)}$ in this Subtitle Event (see “Notes about the model” below for a definition of when a `tts:backgroundColor` attribute is associated with a region in a Subtitle Event).

Example: For a region $R_{(k)}$ with `tts:extent="250px 50px"` within a root container with `tts:extent="1920px 1080px"`, $\text{NSIZE}(E_{(FIRST)} \cdot R_{(k)}) = 0.603$.

$S_{(>FIRST)}$

The total normalized drawing area for Subtitle Event $E_{(n)}$ after presentation of the first Subtitle Event $E_{(FIRST)}$ is defined as:

$$S_{(n)} = \text{CLEAR}(E_{(n)}) + \text{PAINT}(E_{(n)})$$

Where:

- $\text{CLEAR}(E_{(n)}) = 1$ and corresponds to the root container in its entirety.
- $\text{PAINT}(E_{(n)})$ is a function which calculates the normalized area that is to be painted for any regions that are used in Subtitle Event $E_{(n)}$ in accordance with the following:

$$\text{PAINT}(E_{(n)}) = \sum_{i=0}^{i \leq r} (\text{NSIZE}(E_{(n)} \cdot R_{(i)}) \times \text{NBG}_{(R_{(i)})})$$

Common File Format & Media Formats Specification Version 2.2

Where:

- r is the number of regions that are presented in this Subtitle Event. See Section 6.2.2.3.2 for a definition of when a region is considered to be presented.
- $NSIZE(E_{(n)} \cdot R_{(i)})$ is equal to:

$$(\text{width of } R_{(i)} \times \text{height of } R_{(i)}) \div (\text{root container height} \times \text{root container width})$$

$R_{(i)}$ is a region that will be presented in the Subtitle Event $E_{(n)}$.

- $NBG_{(R_{(i)})}$ is the total number of `'tts:backgroundColor'` attributes associated with the given region $R_{(i)}$ in this Subtitle Event (see “Notes about the model” below for a definition of when a `'tts:backgroundColor'` attribute is associated with a region in a Subtitle Event).

At the “start time” of Subtitle Event $E_{(n)}$, the content of the Presentation Buffer is instantaneously transferred to the Subtitle Plane and blended with video at the video frame corresponding to the “start time” of Subtitle Event $E_{(n)}$ (or the subsequent video frame if the “start time” does not align with a frame of video on the video frame grid). The content of the Subtitle Plane is instantaneously cleared at the video frame corresponding to the “finish time” of Subtitle Event $E_{(n)}$ (or the subsequent video frame if the “finish time” does not align with a frame of video on the video frame grid).

Notes about the model:

- To ensure consistency of the Presentation Buffer, a new Subtitle Event requires clearing of the root container.
- Each `'tts:backgroundColor'` attribute associated with a region in a Subtitle Event requires an additional fill operation for all region pixels.
 - A `'tts:backgroundColor'` attribute is associated with a region in a Subtitle Event when a `'tts:backgroundColor'` attribute is explicitly specified (either as an attribute in the element, or by reference to a declared style) in the following circumstances:
 - It is specified on the `'region'` layout element that defines the region.
 - It is specified on a `'div'`, `'p'`, `'span'` or `'br'` content element that is to be flowed into the region for presentation in the Subtitle Event (see [W3C-TT], as incorporated in [SMPTE-TT], for more details on when a content element is flowed into a region).
 - It is specified on a `'set'` animation element that is to be applied to content elements that are to be flowed into the region for presentation in the Subtitle Event (see [W3C-TT], as incorporated in [SMPTE-TT], for more details on when a `'set'` animation element is applied to content elements).
 - Even if a specified `'tts:backgroundColor'` is the same as specified on the nearest ancestor content element or animation element, specifying any `'tts:backgroundColor'` will require an additional fill operation for all region pixels.

Common File Format & Media Formats Specification Version 2.2

- The Presentation Compositor retains state over subtitle fragments i.e. when a subtitle fragment change occurs during presentation of a CFF-TT subtitle track, the first Subtitle Event in the CFF-TT document associated with the new subtitle fragment is treated as Subtitle Event $E_{(n)}$ and the last Subtitle Event in the CFF-TT document associated with the previous subtitle fragment is treated as Subtitle Event $E_{(n-1)}$.
- It is possible for the content of Subtitle Event $E_{(n)}$ to be overwritten in the Subtitle Plane with Subtitle Event $E_{(n+1)}$ prior to Subtitle Event $E_{(n)}$ being composited with video - this would happen when the content of Subtitle Event $E_{(n)}$ was in the Subtitle Plane but had not yet been composited with video as a new frame of video had not yet been presented since the “start time” of Subtitle Event $E_{(n)}$, and the “start time” of Subtitle Event $E_{(n+1)}$ occurred before the new frame of video was presented.

6.6.3 Image Subtitles

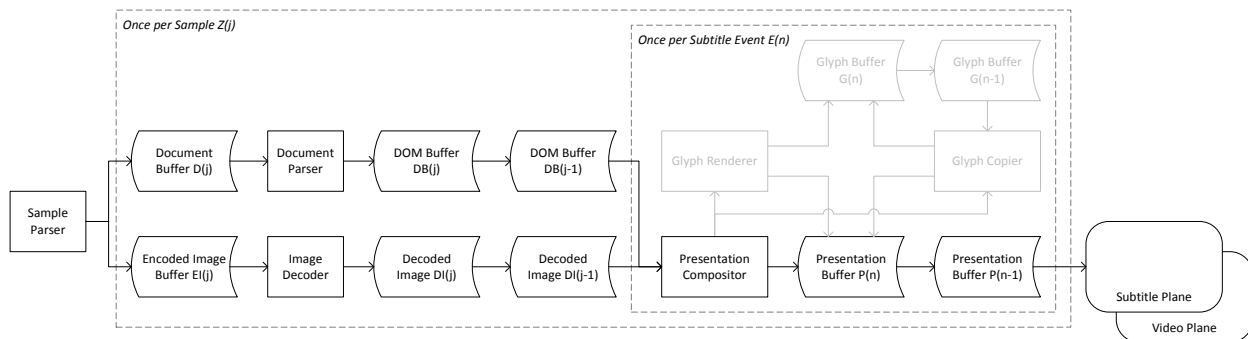


Figure 6-5 – Block Diagram of CFF-TT Image Subtitle Hypothetical Render Model

This section defines the performance model applied to CFF image subtitles.

In the model, encoded images are stored in the Encoded Image Buffer $E_{(j)}$. The Image Decoder decodes encoded images in the Encoded Image Buffer $E_{(j)}$ to the Decoded Image Buffer $DI_{(j)}$ with the image decoding rate (see Annex A, B, C for the image decoding rate defined for each Profile). Two Decoded Image Buffers, $DI_{(j)}$ and $DI_{(j-1)}$, are used in order to allow the Presentation Compositor to process the currently active CFF-TT document in $DI_{(j-1)}$ while the next CFF-TT document is being processed in $DI_{(j)}$ in preparation for presentation - this allows image subtitles referenced by CFF-TT documents from two consecutive samples/fragments to be displayed without delay. Note that both the “current” subtitle fragment and the “next” subtitle fragment MAY be acquired and decoded prior to presentation time.

The Presentation Compositor behaves as specified in Sections 6.6.1 and 6.6.2. The Presentation Compositor paints all pixels for images to be presented in the Subtitle Event using the corresponding raster data in the Decoded Image Buffer. The duration, in seconds, for painting a Subtitle Event in the Presentation Buffer is as follows for any given Subtitle Event $E_{(n)}$:

$$\text{DURATION}(E_{(n)}) = \frac{S_{(n)}}{B_{\text{Draw}}} + C_{(n)}$$

For image-based CFF-TT subtitles, $C_{(n)}$ is as follows:

Common File Format & Media Formats Specification Version 2.2

$$C_{(n)} = \sum_{i=0}^{i < nd} \frac{NSIZE(E_{(n)}, I_{(i)})}{ICpy}$$

Where:

- *nd* is the number of div elements which have a `smpte: backgroundImage` attribute that is associated with a region which is presented in Subtitle Event $E_{(n)}$. See Section 6.2.2.3.2 for a definition of when a region is considered to be presented.
- $NSIZE(E_{(n)}, I_{(i)})$ is equal to:

$$(\text{width of } I_{(i)} \times \text{height of } I_{(i)}) \div (\text{root container height} \times \text{root container width})$$

$I_{(i)}$ is an image subtitle that will be presented in Subtitle Event $E_{(n)}$.

- $ICpy$ is the normalized image copy performance factor (see Annex B and C for the image copy performance factor defined for each Profile).

Note: Image decoding performance is not included in the above equations as the model requires that the images associated with a subtitle fragment are decoded in full into one of the (two) decoded image buffers in advance of the start of the subtitle fragment presentation time.

6.6.4 Text Subtitles

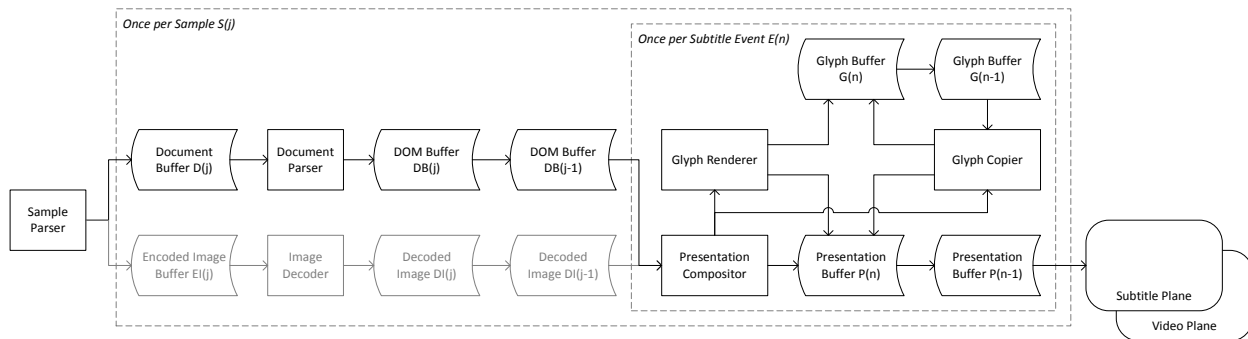


Figure 6-6 – Block Diagram of CFF-TT Text Subtitle Hypothetical Render Model

6.6.4.1 Performance Model

For each glyph displayed in Subtitle Event $E_{(n)}$, the Presentation Compositor will:

- 1) if an identical glyph is present in Glyph Buffer $G_{(n)}$, copy the glyph from Glyph Buffer $G_{(n)}$ to the Presentation Buffer $P_{(n)}$ using the Glyph Copier; or
- 2) if an identical glyph is present in Glyph Buffer $G_{(n-1)}$, i.e. an identical glyph was present in Subtitle Event $E_{(n-1)}$, copy using the Glyph Copier the glyph from Glyph Buffer $G_{(n-1)}$ to both the Glyph Buffer $G_{(n)}$ and the Presentation Buffer $P_{(n)}$; or
- 3) Otherwise render using the Glyph Renderer the glyph into the Presentation Buffer $P_{(n)}$ and Glyph Buffer $G_{(n)}$ using the corresponding style information.

Common File Format & Media Formats Specification Version 2.2

Two glyphs are identical if and only if the following TTML styles are identical:

- `tts:color`
- `tts:fontFamily`
- `tts:fontSize`
- `tts:fontStyle`
- `tts:fontWeight`
- `tts:textDecoration`
- `tts:textOutline`

Figure 6-7 provides an example of Presentation Compositor behavior.

- This subtitle is first.
- This is the *second* subtitle shown.
- Red with single underline: render
- Black with double underline: copy from current event
- Blue with dotted underline: copy from previous event

Figure 6-7 – Example of Text Subtitle Presentation Compositor Behavior

The Normalized Rendered Glyph Area of a given rendered glyph is defined as:

Normalized Rendered Glyph Area = $(\text{fontSize as percentage of root container height})^2$

Note: The Normalized Rendered Glyph Area calculation does not take into account glyph decorations (e.g. underline), glyph effects (e.g. outline) or actual glyph aspect ratio. A CFF-TT processor implementation can determine an actual buffer size needs based on worst-case glyph size complexity.

The Normalized Size of the Glyph Buffers $G_{(n)}$ or $G_{(n-1)}$ is defined as:

Normalized Glyph Buffer Size =

sum of the Normalized Rendered Glyph Area of the glyphs stored in the buffer within a given time

Note: Setting a maximum Glyph Buffer Normalized Size effectively sets a limit on the total number of distinct glyphs present in any given Subtitle Event $E_{(n)}$. For example, assuming a maximum Normalized Glyph Buffer Size of 1 and the default `tts:fontSize` of 1c are used, the glyph's height as percentage of root container height is $\frac{1}{15}$, and the maximum number of distinct glyphs that can be buffered is $1 \div \left(\frac{1}{15}\right)^2 = 225$ glyphs. In this example, an implementation rendering at 1920x1080 would need to allocate a glyph buffer no smaller than $(1920 \div 32) \times (1080 \div 15) \times 225 = \sim 1$ Mpixels.

See Annex A, B, C for Glyph Buffer Normalized Size limits defined for each Profile.

Common File Format & Media Formats Specification Version 2.2

The duration, in seconds, for painting a Subtitle Event in the Presentation Buffer is calculated as follows for any given Subtitle Event $E_{(n)}$:

$$\text{DURATION}(E_{(n)}) = \frac{S_{(n)}}{\text{BDraw}} + C_{(n)}$$

For text-based CFF-TT subtitles, $C_{(n)}$ is calculated as follows for each Subtitle Event $E_{(n)}$:

$$C_{(n)} = \sum_{i=0}^{i < cn} \left(\frac{1}{\text{Ren}_i} \times \text{NRGA}_i \right) + \sum_{j=0}^{j < cp} \left(\frac{1}{\text{GCpy}} \times \text{NRGA}_j \right)$$

Where:

- cn is the total number of glyphs rendered into the Presentation Buffer $P_{(n)}$ in Subtitle Event $E_{(n)}$.
- Ren_i is the text rendering performance factor of the i^{th} rendered glyph in the Subtitle Event $E_{(n)}$.
- GCpy is the normalized glyph copy performance factor for glyphs that are copied to the Presentation Buffer $P_{(n)}$ using the Glyph Copier.
- NRGA_i and NRGA_j are the Normalized Rendered Glyph Area of the i^{th} rendered glyph and j^{th} copied glyph, respectively.
- cp is the total number of copied glyphs to the Presentation Buffer $P_{(n)}$ using the Glyph Copier in Subtitle Event $E_{(n)}$.

The $C_{(n)}$ calculation SHALL include only glyphs in region elements presented in the Subtitle Event $E_{(n)}$ – see Section 6.2.2.3.2 for a definition of when a region is considered to be presented.

The $C_{(n)}$ calculation SHALL NOT include a character (Unicode Code Point) if it does not result in a change to presentation (e.g. the Code Point is ignored by the CFF-TT Processor).

See Annex A, B, C for the definition of Ren and GCpy for each Profile.

Note: GCpy effectively sets a limit on animating glyphs. For example, assuming that the root container is ultimately rendered at 1920×1080 resolution and no regions need to have background color painted (so only a $\text{CLEAR}(E_{(n)})$ operation is required for the normalized drawing area for the Subtitle Event), a GCpy and BDraw of 12 s^{-1} would mean that a group of 160 glyphs with a $\text{tts} : \text{fontSize}$ equal to 5% of the root container height could be moved at most approximately $12 \text{ s}^{-1} \div (1 + (160 \times 0.05^2)) = 8.6$ times per second.

Note: Ren_i effectively sets a limit on the glyph rendering rate. For example, assuming that the root container is ultimately rendered at a 1920×1080 resolution, a Ren_i of 1.2 s^{-1} would mean that at most 120 glyphs with a fontSize of 108 px (10% of 1080 px and $\text{NRGA} = 0.01$) could be rendered every second.

6.6.4.2 Text Layout Model

Proper region size, glyph sizing and glyph layout will avoid clipping of text content.

Common File Format & Media Formats Specification Version 2.2

The width of a region is indicated by the `tts:extent <length>` parameter associated with width. The width of rendered characters depends on the width of individual glyphs and the spacing between the glyphs (kerning). As this particular to each font, the layout model assumes particular reference font families as defined in Annex D.3; fonts that are ‘metric compatible’ can be substituted (a font is ‘metric compatible’ if it does not change text flow, although appearance may be different). Glyphs painted into the Presentation Buffer SHALL be laid out horizontally with the following parameters:

- Behavior is defined for two font families (`tts:fontFamily`):
 - “monospaceSerif”
 - “proportionalSansSerif”
- If text content has a “monospaceSerif” or “proportionalSansSerif” `tts:fontFamily` applied, width and spacing (kerning) is consistent with the Reference Font Family for the given `tts:fontFamily`.
- The Reference Font Family for a given subtitle language is defined in Annex D.3.
- Notes:
 - To guarantee that text content flowed into a region renders without clipping, it is necessary for the `tts:extent <length>` (width) parameter to be at least the sum each glyph on the line and its associated spacing (kerning). Insufficient `<length>` more typically results in vertical clipping as text flow moves some text to unanticipated additional lines.

The height of the region is specified by the `tts:extent <length>` parameter associated with height. As specified in [W3C-TT] and incorporated in [SMPTE-TT], the height of each line is a function of the size of largest font used within that line and the `tts:lineHeight` setting. Glyphs painted into the Presentation Buffer SHALL be laid out vertically within a region in accordance with the following parameters:

- A `tts:lineHeight` of “100%” corresponds with the size of the largest font on a line. For example, a line with characters of “10px”, “12px” and “14px” and a `tts:lineHeight` of “100%” is equivalent to a `tts:lineHeight` of “14px”.
- Inter-baseline separation is defined as follows:
 - The value of `tts:lineHeight` if `tts:lineHeight` is specified
 - `tts:lineHeight=“120%”` if `tts:lineHeight=“normal”` (note: if `tts:lineHeight` is not specified, “normal” is the default value applied).
 - actual line height is rounded up to whole pixels. For example, a line height of “12px” at “120%” results in 14.4 px and is rounded up to 15 px.
 - White space in excess of `tts:fontHeight` is allocated evenly, within a pixel, top and bottom (half-leading). Note that inter-baseline separation includes any leading.
- Notes:
 - To guarantee that content flowed into a region renders without vertical clipping, it is necessary for the `tts:extent <length>` (height) parameter to be at least the sum of the

Common File Format & Media Formats Specification Version 2.2

actual height of each line of text in the region. For example, three lines of 12px characters with a `tts:lineHeight="normal"` would require a `<length>` of $(12\text{px} * 120\% * 3)$ pixels.

- Glyphs that do not extend beyond the specific `tts:fontSize` value will not clip top or bottom.

6.6.5 Constraints

The following constraints apply to the CFF-TT hypothetical render model.

Table 6-10 – Hypothetical Render Model Constraints

Property	Constraint
Document Buffer Size	500 x 2 ¹⁰ bytes minimum for one document
DOM Buffer Sizes	No specific limitations. The DOM buffer sizes are limited by the XML document size, but the size of the DOM buffer relative to document size depends on the specific implementation. It is up to the decoder implementation to ensure that sufficient memory is available for the 2 DOMs.

6.7 Data Structure for CFF-TT Track

6.7.1 Introduction

In this section, the operational rules for boxes and their contents of the Common File Format for CFF-TT subtitle tracks are described.

6.7.2 Track Header Box (‘tkhd’)

The Track Header Box (‘tkhd’) SHALL conform to the definition in Section 2.3.5, with the following additional or modified constraints:

- The following fields SHALL be set as defined:
 - `layer` = -1 (in front of video plane); and
 - `flags` = the `track_enabled`, `track_in_movie`, and `track_in_preview` fields SHALL each be set to 1.
- The `width` and `height` fields SHALL be set in accordance with [ISOTEXT] and with the following additional constraints:
 - All subtitle tracks: if the `width` and `height` fields are set to a non-zero value, the aspect ratio defined by these fields SHALL match the aspect ratio of the associated video track; and
 - Image subtitle tracks: the `width` and `height` SHALL be set to a non-zero value and `track_size_is_aspect_ratio_flag` SHALL be set to 0; and

Common File Format & Media Formats Specification Version 2.2

- Text subtitle tracks which use scalar lengths in one or more CFF-TT documents: the `width` and `height` fields SHALL be set to a non-zero value and the `track_size_is_aspect_ratio_flag` field SHALL be set to 0; and
- Text subtitle tracks which do not use scalar lengths in any CFF-TT documents:
 - the `width` and `height` fields SHOULD be set to values which precisely define the aspect ratio of the root container and the `track_size_is_aspect_ratio_flag` field SHOULD be set to 1.
 - the `width` and `height` fields MAY be set to 0, and if one is set to 0 the other SHALL be set to 0. In this case, the `track_size_is_aspect_ratio_flag` field SHALL be set to 0.
- Other template fields SHALL be set to their default values.

6.7.3 Movie Fragment Box (‘moof’)

Movie Fragments in subtitle tracks are required to conform to the following constraints:

- Every subtitle track Movie Fragment except the last Movie Fragment of a subtitle track SHALL have a duration of at least one second.
- The last Movie Fragment of a subtitle track MAY have a duration of less than one second.

6.7.4 Media Header Box (‘mdhd’)

The Media Header Box (‘mdhd’) SHALL conform to the definition in Section 2.3.6, with the following additional constraint:

- The `timescale` SHALL be set to the same value as the `timescale` of the associated video track’s Media Header Box (‘mdhd’).

6.7.5 Handler Reference Box (‘hdlr’)

The syntax and values for the Handler Reference Box (‘hdlr’) for CFF-TT subtitle tracks SHALL conform to [ISO] with the following additional constraints:

- The `handler_type` field SHALL be set to “subt”
- The `name` field of the Handler Reference Box (‘hdlr’) for CFF-TT subtitle tracks SHOULD be set to the value of the “MetatadataMovie/TrackMetatadata/Track/Subtitle/Type” assigned to the CFF-TT subtitle track in Multi-Track Required Metadata (see Section 2.1.2.1) when Multi-Track Required Metadata is present in the DCC. When there is more than one Type value defined for the subtitle track, the values SHALL be concatenated and comma-separated in the `name` field of the Handler Reference Box (‘hdlr’).

6.7.6 Subtitle Media Header Box (‘sthd’)

The syntax and values for the Subtitle Media Header Box (‘sthd’) SHALL conform to [ISO] Section 8.4.5.

Common File Format & Media Formats Specification Version 2.2

6.7.7 Sample Description Box (‘stsd’)

For CFF-TT subtitle tracks, the Sample Description Box (‘stsd’) SHALL contain a `XMLSubtitleSampleEntry` that complies with [ISOTEXT] with the following additional constraints:

- The `namespace` field of `XMLSubtitleSampleEntry` SHALL list all of the XML namespaces declared in any of the CFF-TT track documents in the track with the following exceptions:
 - the built-in XML Schema namespaces “`http://www.w3.org/2001/XMLSchema`” and `http://www.w3.org/2001/XMLSchema-instance` SHALL NOT be listed.
 - any namespace declaration which has a prefix beginning with the three-letter sequence “xml” SHALL NOT be listed.
 - if a schema defines multiple namespaces, it SHOULD only be listed once (for example, only `...ns/ttml` is recommended to be included, not both `...ns/ttml` and `...ns/ttml#style`).

The `namespace` field SHALL NOT list any other namespaces. See also the requirements defined in Section 6.8.

- The `schema_location` field of `XMLSubtitleSampleEntry` SHALL include the XML schemas for all of the namespaces set in the `namespace` field. See also the requirements defined in Section 6.8.
- The `auxiliary_mime_type` field of `XMLSubtitleSampleEntry` SHALL be set to “`image/png`” if images are used in the CFF-TT subtitle track.

6.7.8 Sub-Sample Information Box (‘subs’)

The syntax and values for the Sub-Sample Information Box (‘subs’) SHALL conform to [ISOTEXT].

6.7.9 Track Fragment Run Box (‘trun’)

- One Track Fragment Run Box (‘trun’) SHALL be present in each subtitle track fragment.
- The `data-offset-present`, `sample-size-present` and `sample-duration-present` flags SHALL be set and corresponding values provided. Other flags SHALL NOT be set.

6.7.10 Track Fragment Random Access Box (‘tfra’)

- One Track Fragment Random Access Box (‘tfra’) SHALL be stored in the Movie Fragment Random Access Box (‘mfra’) for each subtitle track if the Movie Fragment Random Access Box (‘mfra’) is present.
- The ‘tfra’ for a subtitle track SHALL list each of its subtitle track fragments as a randomly accessible sample.

Common File Format & Media Formats Specification Version 2.2

6.8 Signaling for CFF-TT Tracks

6.8.1 Text Subtitle Tracks

A CFF-TT text subtitle track has the following characteristics:

- Each CFF-TT Document in the subtitle track complies with the restrictions defined in Section 6.2.2.4.
- The subtitle track does not contain any image files.

A CFF-TT text subtitle track SHALL be signaled as follows:

- The `namespace` field of `XMLSubtitleSampleEntry` in the CFF-TT subtitle track Sample Description Box (‘`stsd`’) SHALL include “<http://www.w3.org/ns/ttml>”.
- The `schema_location` field of `XMLSubtitleSampleEntry` in the CFF-TT subtitle track Sample Description Box (‘`stsd`’) SHALL include “http://www.w3.org/ns/ttml_cff-tt-text-ttaf1-dfxp-DMEDIA_VERSION_POINTS”.
- The “`MetadataMovie/TrackMetadata/Track/Subtitle/Format`” assigned to the CFF-TT subtitle track in Multi-Track Required Metadata (see Section 2.1.2.1) SHALL be set to “Text” if Multi-Track Required Metadata is present in the DCC.

Note: {DMEDIA_VERSION_POINTS} is a parameter, defined in Annex E.

6.8.2 Image Subtitle Tracks

A CFF-TT image subtitle track has the following characteristics:

- Each CFF-TT Document in the subtitle track complies with the restrictions defined in Section 6.2.2.5.

A CFF-TT image subtitle track SHALL be signaled as follows:

- The `namespace` field of `XMLSubtitleSampleEntry` in the CFF-TT subtitle track Sample Description Box (‘`stsd`’) SHALL include “<http://www.w3.org/ns/ttml>”.
- The `schema_location` field of `XMLSubtitleSampleEntry` in the CFF-TT subtitle track Sample Description Box (‘`stsd`’) SHALL include “http://www.w3.org/ns/ttml_cff-tt-image-ttaf1-dfxp-DMEDIA_VERSION_POINTS”.
- The “`MetadataMovie/TrackMetadata/Track/Subtitle/Format`” assigned to the CFF-TT subtitle track in Multi-Track Required Metadata (see Section 2.1.2.1) SHALL be set to “Image” if Multi-Track Required Metadata is present in the DCC.

Note: {DMEDIA_VERSION_POINTS} is a parameter, defined in Annex E.

6.8.3 Combined Subtitle Tracks

The “`MetadataMovie/TrackMetadata/Track/Subtitle/Format`” assigned to the CFF-TT subtitle track in Multi-Track Required Metadata (see Section 2.1.2.1) SHALL NOT be set to “combined”.

Note: “combined” CFF-TT subtitle tracks are prohibited per Section 6.2.2.

Common File Format & Media Formats Specification Version 2.2

6.9 Subtitle Language Considerations

6.9.1 Overview

CFF-TT subtitle tracks are associated with a “language”. This Section is intended to provide additional information regarding CFF-TT subtitle “languages”.

In this section, unless explicitly specified otherwise, the term “Primary Language Subtag” is as defined in [RFC5646] and specified Language Subtags are per those defined in [IANA-LANG].

6.9.2 Recommended Unicode Code Points per Subtitle Language

Table 6-11 defines the set of Unicode Code Points that SHOULD be used in text-based CFF-TT subtitle tracks that are associated with a “language” containing the specified “Primary Language Subtag”. Unicode Code Points are per those defined in [UNICODE].

Table 6-11 – Recommended Unicode Code Points per Language

Language (Informative)	Primary Lang Subtags (Normative)	Unicode Code Points (Normative)
All	“x-ALL” (for the purposes of this specification, this [RFC5646] private use subtag sequence is considered to represent all possible languages as defined in [IANA-LANG])	(Basic Latin) U+0020 - U+007E
		(Latin-1 Supplement) U+00A0 - U+00FF
		(Latin Extended-A) U+0152 : LATIN CAPITAL LIGATURE OE U+0153 : LATIN SMALL LIGATURE OE U+0160 : LATIN CAPITAL LETTER S WITH CARON U+0161 : LATIN SMALL LETTER S WITH CARON U+0178 : LATIN CAPITAL LETTER Y WITH DIAERESIS U+017D : LATIN CAPITAL LETTER Z WITH CARON U+017E : LATIN SMALL LETTER Z WITH CARON
		(Latin Extended-B) U+0192 : LATIN SMALL LETTER F WITH HOOK
		(Spacing Modifier Letters) U+02DC : SMALL TILDE
		(Combining Diacritical Marks) U+0301 : COMBINING ACUTE ACCENT

Common File Format & Media Formats Specification Version 2.2

		<p>(General Punctuation)</p> <p>U+2010 - U+2015 : Dashes</p> <p>U+2016 - U+2027 : General punctuation</p> <p>U+2030 - U+203A : General punctuation</p>
		<p>(Currency symbols)</p> <p>U+20AC : EURO SIGN</p>
		<p>(Letterlike Symbols)</p> <p>U+2103 : DEGREES CELSIUS</p> <p>U+2109 : DEGREES FAHRENHEIT</p> <p>U+2120: SERVICE MARK SIGN</p> <p>U+2122 : TRADE MARK SIGN</p>
		<p>(Number Forms)</p> <p>U+2153 – U+215F : Fractions</p>
		<p>(Mathematical Operators)</p> <p>U+2212: MINUS SIGN</p> <p>U+221E : INFINITY</p>
		<p>(Box Drawing)</p> <p>U+2500: BOX DRAWINGS LIGHT HORIZONTAL</p> <p>U+2502: BOX DRAWINGS LIGHT VERTICAL</p> <p>U+250C: BOX DRAWINGS LIGHT DOWN AND RIGHT</p> <p>U+2510: BOX DRAWINGS LIGHT DOWN AND LEFT</p> <p>U+2514: BOX DRAWINGS LIGHT UP AND RIGHT</p> <p>U+2518: BOX DRAWINGS LIGHT UP AND LEFT</p>
		<p>(Block Elements)</p> <p>U+2588: FULL BLOCK</p>
		<p>(Geometric Shapes)</p> <p>U+25A1: WHITE SQUARE</p>
		<p>(Musical Symbols)</p> <p>U+2669: QUARTER NOTE</p> <p>U+266A : EIGHTH NOTE</p> <p>U+266B: BEAMED EIGHTH NOTES</p>
Albanian Languages (Informative)	Primary Lang Subtags (Normative)	Unicode Code Points (Normative)
Albanian	“sq”	Same as defined for the “x-ALL” subtag sequence

Common File Format & Media Formats Specification Version 2.2

Baltic Languages (Informative)	Primary Lang Subtags (Normative)	Unicode Code Points (Normative)
Latvian, Lithuanian	"lv", "lt"	Same as defined for the "x-ALL" subtag sequence, except for "(Latin Extended-A)" which is re-defined below
		(Latin Extended-A) U+0100 - U+017F
Finnic Languages (Informative)	Primary Lang Subtags (Normative)	Unicode Code Points (Normative)
Finnish	"fi"	Same as defined for the "x-ALL" subtag sequence
Estonian	"et"	Same as defined for the "x-ALL" subtag sequence, except for "(Latin Extended-A)" which is re-defined below
		(Latin Extended-A) U+0100 - U+017F
Germanic Languages (Informative)	Primary Lang Subtags (Normative)	Unicode Code Points (Normative)
Danish, Dutch/Flemish, English, German, Icelandic, Norwegian, Swedish	"da", "nl", "en", "de", "is", "no", "sv"	Same as defined for the "x-ALL" subtag sequence
Greek Languages (Informative)	Primary Lang Subtags (Normative)	Unicode Code Points (Normative)
Greek	"el"	Same as defined for the "x-ALL" subtag sequence
		(Combining Diacritical Marks) U+0308 : COMBINING DIAERESIS
		(Greek and Coptic) U+0386 : GREEK CAPITAL LETTER ALPHA WITH TONOS U+0387 : GREEK ANO TELEIA U+0388 - U+038A, U+038C, U+038E - U+03A1, U+03A3 - U+03CE : Letters
Romantic Languages (Informative)	Primary Lang Subtags (Normative)	Unicode Code Points (Normative)
Catalan, French, Italian	"ca", "fr", "it"	Same as defined for the "x-ALL" subtag sequence
Portuguese, Spanish	"pt", "es"	(Currency symbols) U+20A1 : COLON SIGN U+20A2 : CRUZEIRO SIGN U+20B3 : AUSTRAL SIGN
		Same as defined for the "x-ALL" subtag sequence, except for "(Latin Extended-A)" and "(Latin Extended-B)" which is re-defined below
		(Latin Extended-A) U+0100 - U+017F

Common File Format & Media Formats Specification Version 2.2

		(Latin Extended-B) U+0192 : LATIN SMALL LETTER F WITH HOOK U+0218 : LATIN CAPITAL LETTER S WITH COMMA BELOW U+0219 : LATIN SMALL LETTER S WITH COMMA BELOW U+021A : LATIN CAPITAL LETTER T WITH COMMA BELOW U+021B : LATIN SMALL LETTER T WITH COMMA BELOW
Semitic Languages (Informative)	Primary Lang Subtags (Normative)	Unicode Code Points (Normative)
Arabic	"ar"	Same as defined for the "x-ALL" subtag sequence U+0609: ARABIC-INDIC PER MILLE SIGN U+060C – U+060D : Punctuation U+061B : ARABIC SEMICOLON U+061E : ARABIC TRIPLE DOT PUNCTUATION MARK U+061F : ARABIC QUESTION MARK U+0621 – U+063A : Based on ISO 8859-6 U+0640 – U+064A : Based on ISO 8859-6 U+064B – U+0652 : Points from ISO 5559-6 U+0660 – U+0669 : Arabic-Indic digits U+0670: ARABIC LETTER SUPERSCRIPT ALEF U+066A – U+066D : Punctuation
Hebrew	"he"	Same as defined for the "x-ALL" subtag sequence (Hebrew) U+05B0 – U+05C3 : Points and punctuation U+05D0 – U+05EA : Based on ISO 8859-8 U+05F3 – U+05F4 : Additional punctuation
Slavic Languages (Informative)	Primary Lang Subtags (Normative)	Unicode Code Points (Normative)
Croatian, Czech, Polish, Slovenian, Slovak	"hr", "cs", "pl", "sl", "sk"	Same as defined for the "x-ALL" subtag sequence, except for "(Latin Extended-A)" which is re-defined below (Latin Extended-A) U+0100 - U+017F
Bosnian, Bulgarian, Macedonian, Russian, Serbian, Ukrainian	"bs", "bg", "mk", "ru", "sr", "uk"	Same as defined for the "x-ALL" subtag sequence, except for "(Latin Extended-A)" which is re-defined below (Latin Extended-A) U+0100 - U+017F

Common File Format & Media Formats Specification Version 2.2

		(Spacing Modifier Letters) U+02BC : MODIFIER LETTER APOSTROPHE
		(Cyrillic) U+0400 – U+040F : Cyrillic extensions U+0410 – U+044F : Basic Russian alphabet U+0450 – U+045F : Cyrillic extensions U+048A – U+04F9: Extended Cyrillic
		(Letterlike Symbols) 6.9.2.1 U+2116 : NUMERO SIGN
Turkic Languages (Informative)	Primary Lang Subtags (Normative)	Unicode Code Points (Normative)
Turkish	“tr”	Same as defined for the “x-ALL” subtag sequence, except for “(Latin Extended-A)” which is re-defined
		(Latin Extended-A) U+0100 - U+017F
Kazakh	“kk”	Same as defined for the “x-ALL” subtag sequence, except for “(Latin Extended-A)” which is re-defined
		(Latin Extended-A) U+0100 - U+017F
		(Cyrillic) U+0400 – U+040F : Cyrillic extensions U+0410 – U+044F : Basic Russian alphabet U+0450 – U+045F : Cyrillic extensions U+048A – U+04F9: Extended Cyrillic
Ugric Languages (Informative)	Primary Lang Subtags (Normative)	Unicode Code Points (Normative)
Hungarian	“hu”	Same as defined for the “x-ALL” subtag sequence, except for “(Latin Extended-A)” which is re-defined below
		(Latin Extended-A) U+0100 - U+017F
		(General Punctuation) U+2052: COMMERCIAL MINUS SIGN
		(Miscellaneous Mathematical Symbols-A) U+27E8: MATHEMATICAL LEFT ANGLE BRACKET U+27E9: MATHEMATICAL RIGHT ANGLE BRACKET

Note: it is expected that additional Language Subtags and associated Unicode Code Points will be added to a

Common File Format & Media Formats Specification Version 2.2

future release of this specification.

6.9.3 Reference Font Family per Subtitle Language

tts:fontFamily	Primary Lang Subtags	Reference Font Family
monospaceSerif	All languages defined in D.2 above.	Courier New: http://www.microsoft.com/typography/fonts/family.aspx?FID=10
proportionalSansSerif	All languages defined in D.2 above with the exception of Semitic Languages.	Arial: http://www.microsoft.com/typography/fonts/family.aspx?FID=8 Helvetica: http://www.linotype.com/en/526/Helvetica-family.html

Notes:

- the Reference Font Families were chosen because of their common use, general availability and the availability of license-free metric equivalent font families.
- Per Section 6.6.4.2, fonts that are ‘metric compatible’ can be substituted for Reference Font Family (a font is ‘metric compatible’ if it does not change text flow, although appearance may be different).
- It is expected that additional Reference Font Family definitions for other Languages will be added to a future release of this specification.

6.9.4 Typical Subtitle Practice per Region (Informative)

Table 6-12 below provides an informative summary of subtitle languages commonly used in the listed regions. Primary language and Primary Language Subtag are indicated, with additional common region or script variant Language Subtags in brackets.

Note that Table 6-11 provides Unicode Code Points associated with “Primary Language Subtag”.

Table 6-12 - Subtitles per Region

Region	Subtitle Languages (Lang Subtags)
ALL (worldwide)	English (“en”)
America (North)	
ALL	French (“fr”) [Québécois (“fr-CA”) or Parisian (“fr-FR”)]
United States	Spanish (“es”) [Latin American (“es-419”)]
America (Central and South)	
ALL	Spanish (“es”) [Latin American (“es-419”)]
Brazil	Portuguese (“pt”) [Brazilian (“pt-BR”)]
Asia, Middle East, and Africa	
China	Chinese (“zh”) [Simplified Mandarin (“zh-cmn-Hans”)]
Egypt	Arabic (“ar”)
Hong Kong	Chinese (“zh”) [Cantonese (“zh-yue”)]
India	Hindi (“hi”) Tamil (“ta”)

Common File Format & Media Formats Specification Version 2.2

Region	Subtitle Languages (Lang Subtags)
	Telugu (“te”)
Indonesia	Indonesian (“id”)
Israel	Hebrew (“he”)
Japan	Japanese (“ja”)
Kazakhstan	Kazakh (“kk”)
Malaysia	Standard Malay (“zsm”)
South Korea	Korean (“ko”)
Taiwan	Chinese (“zh”) [Traditional Mandarin (“zh-cmn-Hant”)]
Thailand	Thai (“th”)
Vietnam	Vietnamese (“vi”)
Europe	
Benelux (Belgium, Netherlands, and Luxembourg)	French (“fr”) [Parisian (“fr-FR”)] Dutch/Flemish (“nl”)
Denmark	Danish (“da”)
Finland	Finnish (“fi”)
France	French (“fr”) [Parisian (“fr-FR”)] Arabic (“ar”)
Germany	German (“de”) Turkish (“tr”)
Italy	Italian (“it”)
Norway	Norwegian (“no”)
Spain	Spanish (“sp”) [Castilian (“sp-ES”)] Catalan (“ca”)
Sweden	Swedish (“sv”)
Switzerland	French (“fr”) [“fr-CH” or “fr-FR”] German (“de”) [“de-CH”] Italian (“it”) [“it-CH”]
Albania	Albanian (“sq”)
Bulgaria	Bulgarian (“bg”)
Croatia	Croatian (“hr”)
Czech Republic	Czech (“cs”)
Estonia	Estonian (“et”)
Greece	Greek (“el”)
Hungary	Hungarian (“hu”)
Iceland	Icelandic (“is”)
Latvia	Latvian (“lv”)
Lithuania	Lithuanian (“lt”)
Macedonia	Macedonian (“mk”)

Common File Format & Media Formats Specification Version 2.2

Region	Subtitle Languages (Lang Subtags)
Poland	Polish ("pl")
Portugal	Portuguese ("pt") [Iberian ("pt-PT")]
Romania	Romanian ("ro")
Russia	Russian ("ru")
Serbia	Serbian ("sr")
Slovakia	Slovak ("sk")
Slovenia	Slovenian ("sl")
Turkey	Turkish ("tr")
Ukraine	Ukrainian ("uk")

Note: it is expected that additional Language Subtags will be added to future releases of this specification.

6.10 Closed Caption Subtitles Transcoded from CEA 608 or CEA 708

Subtitle tracks authored for the deaf and hard of hearing (closed captioning) are signaled in the required metadata with the type "SDH". All subtitle tracks are required to conform to a CFF-TT Profile which, as noted in Section 6.2.2, are derived from the SMPTE TT Profile defined in [SMPTE-TT].

When SDH tracks are transcoded from CEA 608 [CEA608] bitstreams the tracks SHALL conform with the metadata provisions defined in SMPTE RP2052-10 [SMPTE-608], Section 5.3, specifically that m608:channel SHALL be present and all other metadata present in the original CEA 608 bitstream SHOULD be included. Tracks SHOULD comply with the entirety of [SMPTE-608].

When SDH tracks are transcoded from CEA 708 [CEA708] bitstreams the tracks SHALL conform with the metadata provisions defined in SMPTE RP2052-11 [SMPTE-708], Section 5.4. Tracks SHOULD comply with the entirety of [SMPTE-708].

When tunnel data is provided, it SHALL comply with the tunnel encoding provisions of [SMPTE-TT], [SMPTE-608] and [SMPTE-708] as appropriate.

Common File Format & Media Formats Specification Version 2.2

Annex A. CFF Parameters

Table A- 1 – Current Version

Parameter	Value	Description
DMEDIA_VERSION_NOPOINTS	220	This version of the DMedia specification, without point notation.
DMEDIA_VERSION_POINTS	2.2.0	This version of the DMedia specification, with point notation.

Table A- 2 – Compatible Version

DMedia Compatible Version	Description
2.2.0	Common File Format & Media Formats Specification V 2.2
2.1.0	Common File Format & Media Formats Specification V 2.1
2.0.0	Common File Format & Media Formats Specification V 2.0

Annex B. Media Profiles

B.1. PD Media Profile

B.1.1. Overview

The PD Media Profile defines an audio-visual content profile for portable devices.

The PD Media Profile is identified by the 'cfdp' four character code registered with [MP4RA].

B.1.2. Constraints on Encryption

Content conforming to this Media Profile SHALL comply with all of the requirements and constraints defined in Section 3, Encryption of Track Level Data, with the additional constraints defined here.

- Encrypted tracks SHALL restrict the value of default_IV_size in 'tenc' to 0x08, and the value of IV_size in 'seig' (when sample groups are present) to 0x00 or 0x08; and
- Each encrypted audio track SHALL be encrypted using a single key; and
- Each encrypted video track SHALL be encrypted using a single key; and
- Subtitle tracks SHALL NOT be encrypted.

Note: Encryption is not mandatory.

B.1.3. Constraints on Video

B.1.3.1. Overview

Video tracks conforming to this Media Profile SHALL comply with all of the requirements and constraints defined in Section 4, Video Elementary Streams, with the additional constraints defined here.

- The video track SHALL be an AVC Video track as defined in Section 4.3.

B.1.3.2. Constraints on [AVC] Elementary Streams

B.1.3.2.1. Profile and Level

[AVC] elementary streams conforming to this Media Profile SHALL comply with the following [AVC] Profile and Level constraints:

- Constrained Baseline Profile as defined in [AVC].
- Up to Level 1.3 as defined in [AVC].

Common File Format & Media Formats Specification Version 2.2

B.1.3.2.2. Maximum Bitrate

[AVC] elementary streams conforming to this Media Profile SHALL NOT exceed the maximum bitrate defined by [AVC] for the chosen [AVC] Profile and Level (note: Constrained Baseline Profile at Level 1.3 is the worse case with a 768×10^3 bits/sec maximum bitrate). See Section 4.3.2.4 for more information on the calculation of [AVC] elementary stream maximum bitrate.

B.1.3.3. Constraints on Mastering

NAL Structured Video streams conforming to this Media Profile SHALL be encoded using the color parameters defined by [R709].

It is assumed the video grading is optimized for a monitor with a peak luminance of 100 cd/m² and a [R709] color volume.

B.1.3.4. Constraints on Encoding

NAL Structured Video streams conforming to this Media Profile:

- SHALL have the following pre-determined values:
 - `video_full_range_flag`, if present, SHALL be set to 0.

B.1.3.5. Constraints on Picture Formats

NAL Structured Video streams conforming to this Media Profile SHALL NOT exceed the following coded picture format constraints:

- Maximum encoded horizontal sample count of 416 samples; and
- Maximum encoded vertical sample count of 240 samples; and
- Maximum frame rate of $30000 \div 1000$ (frame rate is calculated as per Section 4.3.2.5 and Section 4.4.2.7).

B.1.4. Constraints on Audio

Audio tracks conforming to this Media Profile SHALL comply with:

- all of the requirements and constraints defined in Section 5, Audio Elementary Streams.
- one of the allowed combinations of audio format, maximum number of channels, maximum elementary stream bitrate, and sample rate defined below.

Table B - 1 – Allowed Audio Formats in PD Media Profile

Audio Format	Max. No. Channels	Sample Rate	Max. Bitrate	Bitrate Calculation
MPEG-4 AAC [2-Channel]	2	48 kHz	192 Kbps	Section 5.3.2.2.2.4
MPEG-4 HE AAC v2	2	48 kHz	192 Kbps	Section 5.3.4.2.2.3
MPEG-4 HE AAC v2 with MPEG Surround	5.1	48 kHz	192 Kbps	Section 5.3.5.2.2.3

Common File Format & Media Formats Specification Version 2.2

B.1.5. Constraints on Subtitles

Subtitle tracks conforming to this Media Profile SHALL comply with all of the requirements and constraints defined in Section 6, Subtitle Elementary Streams, with the following additional constraints:

- A CFF-TT subtitle track’s Track Header Box (‘tkhd’) width field value SHALL NOT exceed the maximum horizontal sample count defined in B.1.3.5, and the CFF-TT subtitle track’s Track Header Box (‘tkhd’) height field value SHALL NOT exceed the maximum vertical sample count defined in B.1.3.5; and
- A CFF-TT subtitle track SHALL NOT exceed the constraints defined in Table B-2 below; and

Table B - 2 – Hypothetical Render Model Constraints (General)

Property	Constraint
Subtitle fragment/sample size	Total sample size <= 500 x 2 ¹⁰ bytes
Normalized background drawing performance factor (BDraw)	12 (Performance Factor (1/s))

- A CFF-TT text subtitle track SHALL NOT exceed the constraints defined in Table B-3 below; and

Table B - 3 – Hypothetical Render Model Constraints (Text subtitle)

Property	Constraint
Maximum Normalized Glyph Buffer Size	1 (Buffer Size)
Normalized glyph copy performance factor (GCpy)	12 (Performance Factor (1/s))
Non-CJK text rendering performance factor (Ren)	1.2 (Performance Factor (1/s))
	0.6 (Performance Factor (1/s))

Note:

- “CJK” in Table B-3 represents “Chinese, Japanese, Korean” Glyphs.
- Table B-3 defined performance applies to all supported font styles (including outline border).
- CFF-TT image subtitle tracks SHALL NOT be used.

Common File Format & Media Formats Specification Version 2.2

B.2. SD Media Profile

B.2.1. Overview

The SD Media Profile defines an audio-visual content profile for devices supporting standard definition video.

The SD Media Profile is identified by the 'cfsd' four character code registered with [MP4RA].

B.2.2. Constraints on Encryption

Content conforming to this Media Profile SHALL comply with all of the requirements and constraints defined in Section 3, Encryption of Track Level Data, with the additional constraints defined here.

- Encrypted tracks SHALL comply with the constraints defined in Annex B.1.2.

Note: Encryption is not mandatory.

B.2.3. Constraints on Video

B.2.3.1. Overview

Video tracks conforming to this Media Profile SHALL comply with all of the requirements and constraints defined in Section 4, Video Elementary Streams, with the additional constraints defined here.

B.2.3.2. Constraints on [AVC] Elementary Streams

B.2.3.2.1. Profile and Level

[AVC] elementary streams conforming to this Media Profile SHALL comply with the following [AVC] Profile and Level constraints:

- Constrained Baseline Profile as defined in [AVC]; and
- Up to Level 3 as defined in [AVC].

B.2.3.2.2. Maximum Bitrate

H264] elementary streams conforming to this Media Profile SHALL NOT exceed the maximum bitrate defined by [AVC] for the chosen [AVC] Profile and Level (note: Constrained Baseline Profile at Level 3 is the worse case with a be 10×10^6 bits/sec maximum bitrate). See Section 4.3.2.4 for more information on the calculation of [AVC] elementary stream maximum bitrate.

B.2.3.3. Constraints on [HEVC] Elementary Streams

B.2.3.3.1. Profile, Tier and Level

[HEVC] elementary streams conforming to this Media Profile SHALL comply with the following [HEVC] Profile, Tier and Level constraints:

Common File Format & Media Formats Specification Version 2.2

- Main Profile as defined in [HEVC]; and
- Main Tier as defined in [HEVC].
- Up to Level 3.1 as defined in [HEVC].

B.2.3.3.2. Maximum Bitrate

[HEVC] elementary streams conforming to this Media Profile SHALL NOT exceed the maximum bitrate defined by [H265] for the chosen [HEVC] Profile, Tier and Level (note: Main Profile, Main Tier and Level 3.1 is the worse case with a 10×10^6 bits/sec maximum bitrate). See Section 4.4.2.6 for more information on the calculation of [HEVC] elementary stream maximum bitrate.

B.2.3.4. Constraints on Mastering

NAL Structured Video streams conforming to this Media Profile:

- SHOULD be encoded using the color parameters defined by [R709]; and
- SHALL be encoded with the following color parameters:
 - for 24 Hz, 30 Hz & 60 Hz content: the color parameters defined by [R709], or the color parameters defined for 525-line video systems as per [R601]; or
 - for 25 Hz & 50 Hz content: the color parameters defined by [R709], or the color parameters defined for 625-PAL video systems as per [R1700].
- It is assumed the video grading is optimized for a monitor with a peak luminance of 100 cd/m² and a color volume as encoded per the above.

B.2.3.5. Constraints on Encoding

NAL Structured Video streams conforming to this Media Profile:

- SHALL have the following pre-determined values:
 - `video_full_range_flag`, if present, SHALL be set to 0; and
 - `colour_description_present_flag` SHALL be set to 1 if the color parameters from [R709] are not used.

B.2.3.6. Constraints on Picture Formats

NAL Structured Video streams conforming to this Media Profile SHALL NOT exceed the following coded picture format constraints:

- Maximum encoded horizontal sample count of 854 samples; and
- Maximum encoded vertical sample count of 480 samples; and
- Maximum frame rate of $60000 \div 1000$ (frame rate is calculated as per Section 4.3.2.5 and Section 4.4.2.7).

Common File Format & Media Formats Specification Version 2.2

B.2.4. Constraints on Audio

Audio tracks conforming to this Media Profile SHALL comply with:

- all of the requirements and constraints defined in Section 5, Audio Elementary Streams,.
- one of the allowed combinations of audio format, maximum number of channels, maximum elementary stream bitrate, and sample rate defined in either of the tables below. Note: a value of N/A under “Max No. Channels” means that there is no constraint on the maximum number of encoded channels for the corresponding codec.

Table B - 4 – Allowed Audio Formats in SD Media Profile

Audio Format	Max. No. Channels	Sample Rate	Max. Bitrate	Bitrate Calculation
MPEG-4 AAC [2-Channel]	2	48 kHz	192 Kbps	Section 5.3.2.2.4
MPEG-4 HE AAC V2 level 4[5.1-channel]	5.1	48 kHz	1440 Kbps	Section 5.3.3.2.2.5
MPEG-H 3D Audio	N/A	48 kHz	2016 Kbps	Section 5.4.2.2
AC-3 (Dolby Digital)	5.1	48 kHz	640 Kbps	Section 5.6.1.2.4
Enhanced AC-3 (Dolby Digital Plus)	N/A	48 kHz	3024 Kbps	Section 5.6.2.2.6
AC-4	N/A	48 KHz	1512 Kbps	Section 5.6.4.2.3
DTS	N/A	48 kHz	1536 Kbps	Section 5.7.2.3
DTS-HD	N/A	48 kHz	3018 Kbps	Section 5.7.2.3

Table B - 5 – Allowed Enhanced Audio Formats in SD Media Profile

Audio Format	Max. No. Channels	Sample Rate	Max. Bitrate	Bitrate Calculation
MPEG-4 HE AAC V2 level 6 [5.1, 7.1-Channel]	7.1	48 kHz	2016 Kbps	Section 5.3.3.2.2.5
MPEG-H 3D Audio	N/A	48 kHz	2592 Kbps	Section 5.4.2.2
AC-4	N/A	48 kHz, 96 kHz, 192 kHz	6048 Kbps	Section 5.6.4.2.3
DTS	N/A	48 kHz, 96 kHz	1536 Kbps	Section 5.7.2.3
DTS-HD	N/A	48 kHz, 96 kHz	6123 Kbps	Section 5.7.2.3
DTS-HD Master Audio	N/A	48 kHz, 96 kHz, 192 kHz	24.5 Mbps	Section 5.7.2.3
DTS:X	N/A	48 kHz, 96 kHz, 192 kHz	24.5 Mbps	Section 5.7.2.3
MLP (Dolby TrueHD)	N/A	48 kHz, 96 kHz, 192 kHz	18 Mbps	Section 5.6.3.2.5

Common File Format & Media Formats Specification Version 2.2

B.2.5. Constraints on Subtitles

Subtitle tracks conforming to this Media Profile SHALL comply with all of the requirements and constraints defined in Section 6, Subtitle Elementary Streams, with the following additional constraints:

- A CFF-TT subtitle track's Track Header Box ('tkhd') width field value SHALL NOT exceed the maximum horizontal sample count defined in B.2.3.6, and the CFF-TT subtitle track's Track Header Box ('tkhd') height field value SHALL NOT exceed the maximum vertical sample count defined in B.2.3.6; and
- A CFF-TT subtitle track SHALL NOT exceed the constraints defined in Table B-2; and
- A CFF-TT text subtitle track SHALL NOT exceed the constraints defined in Table B-3; and
- A CFF-TT image subtitle track SHALL NOT exceed the constraints defined in Table B-6.

Table B - 6 – Hypothetical Render Model Constraints (Image subtitle)

Property	Constraint
Reference image size	Single image size $\leq 100 \times 2^{10}$ bytes
Encoded Image Buffer Size	500 x 2 ¹⁰ bytes. Note: Sample size is limited to 500 x 2 ¹⁰ bytes, but a CFF-TT document can be arbitrarily small, so nearly the entire subtitle sample could be filled with image data.
Decoded Image Buffer size	2 x 2 ²⁰ pixels for each of the two Decoded Image Buffers. A Decoded Image Buffer can buffer all de-compressed images from a subtitle sample.
Image Decoding rate	1 x 2 ²⁰ pixels per second
Normalized image copy performance factor (ICpy)	6 (Performance Factor (1/s))

Common File Format & Media Formats Specification Version 2.2

B.3. HD8 Media Profile

B.3.1. Overview

The HD8 Media Profile defines an audio-visual content profile for devices supporting high definition video with sample bit-depth precision of 8bits and with bitrates up to 25.0×10^6 bits/sec.

The HD8 Media Profile is identified by the 'cfhd' four character code registered with [MP4RA].

B.3.2. Constraints on Encryption

Content conforming to this Media Profile SHALL comply with all of the requirements and constraints defined in Section 3, Encryption of Track Level Data, with the additional constraints defined here.

- Encrypted tracks SHALL comply with the constraints defined in Annex B.1.2.

Note: Encryption is not mandatory.

Note: Encryption is not mandatory.

B.3.3. Constraints on Video

B.3.3.1. Overview

Video tracks conforming to this Media Profile SHALL comply with all of the requirements and constraints defined in Section 4, Video Elementary Streams, with the additional constraints defined here.

B.3.3.2. Constraints on [AVC] Elementary Streams

B.3.3.2.1. Profile and Level

[AVC] elementary streams conforming to this Media Profile SHALL comply with the following [AVC] Profile and Level constraints:

- Constrained Baseline Profile, Main Profile or High Profile as defined in [AVC]; and
- Up to Level 4 as defined in [AVC].

B.3.3.2.2. Maximum Bitrate

[AVC] elementary streams conforming to this Media Profile SHALL NOT exceed the maximum defined by [AVC] for the chosen [AVC] Profile and Level (note: High Profile at Level 4 is the worse case with a 25.0×10^6 bits/sec maximum bitrate). See Section 4.3.2.4 for more information on the calculation of [AVC] elementary stream maximum bitrate.

Common File Format & Media Formats Specification Version 2.2

B.3.3.3. Constraints on [HEVC] Elementary Streams

B.3.3.3.1. Profile, Tier and Level

[HEVC] elementary streams conforming to this Media Profile SHALL comply with the following [HEVC] Profile, Tier and Level constraints:

- Main Profile as defined in [HEVC]; and
- Main Tier as defined in [HEVC]; and
- Up to Level 4.1 as defined in [HEVC].

B.3.3.3.2. Maximum Bitrate

[HEVC] elementary streams conforming to this Media Profile SHALL NOT exceed the maximum defined by [HEVC] for the chosen [HEVC] Profile, Tier and Level (note: Main 10 Profile, Main Tier and Level 4.1 is the worse case with a 20.0×10^6 bits/sec maximum bitrate). See Section 4.4.2.6 for more information on the calculation of [HEVC] elementary stream maximum bitrate.

B.3.3.4. Constraints on Mastering

NAL Structured Video streams conforming to this Media Profile SHALL be encoded using the color parameters defined by [R709].

It is assumed the video grading is optimized for a monitor with a peak luminance of 100 cd/m², an electro-optic transfer function specified in [R1886] and a color volume as specified by [R709]. It is recommended that content be graded with a reference viewing environment that complies with [R2035].

B.3.3.5. Constraints on Encoding

NAL Structured Video streams conforming to this Media Profile:

- SHALL have the following pre-determined values:
 - `video_full_range_flag`, if present, SHALL be set to 0.

B.3.3.6. Constraints on Picture Formats

NAL Structured Video streams conforming to this Media Profile SHALL NOT exceed the following coded picture format constraints:

- Maximum encoded horizontal sample count of 1920 samples; and
- Maximum encoded vertical sample count of 1080 samples; and
- Maximum frame rate of $60000 \div 1000$ (frame rate is calculated as per Section 4.3.2.5 and Section 4.4.2.7).

B.3.4. Constraints on Audio

Audio tracks conforming to this Media Profile SHALL comply with:

- all of the requirements and constraints defined in Section 5, Audio Elementary Streams.

Common File Format & Media Formats Specification Version 2.2

- one of the allowed audio formats defined in Annex B.2.4.

B.3.5. Constraints on Subtitles

Subtitle tracks conforming to this Media Profile SHALL comply with all of the requirements and constraints defined in Annex B.2.5 except as follows:

- A CFF-TT subtitle track's Track Header Box (`'tkhd'`) `width` field value SHALL NOT exceed the maximum horizontal sample count defined in B.3.3.6, and the CFF-TT subtitle track's Track Header Box (`'tkhd'`) `height` field value SHALL NOT exceed the maximum vertical sample count defined in B.3.3.6.

Common File Format & Media Formats Specification Version 2.2

B.4. HD10 Media Profile

B.4.1. Overview

The HD10 Media Profile defines an audio-visual content profile for devices supporting high definition video with sample bit-depth precision of 10bits and bitrates up to 25.0×10^6 bits/sec.

The HD10 Media Profile is identified by the 'cfh1' four character code registered with [MP4RA].

B.4.2. Constraints on Encryption

Content conforming to this Media Profile SHALL comply with all of the requirements and constraints defined in Annex B.3.2.

B.4.3. Constraints on Video

B.4.3.1. Overview

Video tracks conforming to this Media Profile SHALL comply with all of the requirements and constraints defined in Annex B.3.3 defined here.

- The video track SHALL be an HEVC Video track as defined in Section 4.4.

B.4.3.2. Constraints on [HEVC] Elementary Streams

B.4.3.2.1. Profile, Tier and Level

[HEVC] elementary streams conforming to this Media Profile SHALL comply with the following [HEVC] Profile, Tier and Level constraints (in addition to the constraints defined in Annex B.3.3):

- Main Profile or Main 10 Profile as defined in [HEVC].

B.4.3.3. Constraints on Mastering

NAL Structured Video streams conforming to this Media Profile SHALL be encoded using the color parameters defined by [R709].

It is assumed the video grading is optimized for a monitor with a peak luminance of 100 cd/m² and a color volume as specified by [R709], unless otherwise indicated. Video grading for other monitor color volumes SHALL be indicated by an [HEVC] "Mastering display colour volume SEI" in the HEVCDecoderConfigurationRecord in the 'hvcC' box.

B.4.4. Constraints on Audio

Audio tracks conforming to this Media Profile SHALL comply with all of the requirements and constraints defined in Annex B.3.4.

Common File Format & Media Formats Specification Version 2.2

B.4.5. Constraints on Subtitles

Subtitle tracks conforming to this Media Profile SHALL comply with all of the requirements and constraints defined in Annex B.3.5.

B.5. xHD Media Profile

B.5.1. Overview

The xHD Media Profile defines an audio-visual content profile for devices supporting high definition video with bitrates up to 40.0×10^6 bits/sec.

The xHD Media Profile is identified by the 'cfxd' code registered with [MP4RA].

B.5.2. Constraints on Encryption

Content conforming to this Media Profile SHALL comply with all of the requirements and constraints defined in Section 3, Encryption of Track Level Data, with the additional constraints defined here.

- Each encrypted audio track SHALL be encrypted using a single key; and
- Each encrypted video track MAY be encrypted using more than one key; and
- Subtitle tracks SHALL NOT be encrypted; and
- For a given KID, Initialization Vectors SHALL NOT be re-used and SHALL follow the guidelines outlined in [CENC] Section 9.2 and 9.3. This uniqueness constraint applies to all Initialization Vectors that are explicitly set in the file and those that are implicitly generated by AES-CTR.

Note: Encryption is not mandatory.

B.5.3. Constraints on Video

B.5.3.1. Overview

Video tracks conforming to this Media Profile SHALL comply with all of the requirements and constraints defined in Section 4, Video Elementary Streams, with the additional constraints defined here.

B.5.3.2. Constraints on [AVC] Elementary Streams

B.5.3.2.1. Profile and Level

[AVC] elementary streams conforming to this Media Profile SHALL comply with the following [AVC] Profile and Level constraints:

- Constrained Baseline Profile, Main Profile or High Profile as defined in [AVC]; and
- Up to Level 4.1 as defined in [AVC].

Common File Format & Media Formats Specification Version 2.2

B.5.3.2.2. Maximum Bitrate

[AVC] elementary streams conforming to this Media Profile SHALL NOT exceed a maximum input bitrate of 40.0×10^6 bits/sec. See Section 4.3.2.4 for more information on the calculation of [AVC] elementary stream maximum bitrate.

B.5.3.3. Constraints on [HEVC] Elementary Streams

B.5.3.3.1. Profile, Tier and Level

[HEVC] elementary streams conforming to this Media Profile SHALL comply with the following [HEVC] Profile, Tier and Level constraints:

- Main Profile or Main 10 Profile as defined in [HEVC]; and
- Main Tier or High Tier as defined in [HEVC]; and
- Up to Level 4.1 as defined in [HEVC].

B.5.3.3.2. Maximum Bitrate

[HEVC] elementary streams conforming to this Media Profile SHALL NOT exceed a maximum input bitrate of 40.0×10^6 bits/sec maximum bitrate). See Section 4.4.2.6 for more information on the calculation of [HEVC] elementary stream maximum bitrate.

B.5.3.4. Constraints on Mastering

NAL Structured Video streams conforming to this Media Profile SHALL be encoded using the color parameters defined by [R709].

It is assumed the video grading is optimized for a monitor with a peak luminance of 100 cd/m², an electro-optic transfer function specified in [R1886] and a color volume as specified by [R709]. It is recommended that content be graded with a reference viewing environment that complies with [R2035].

B.5.3.5. Constraints on Encoding

NAL Structured Video streams conforming to this Media Profile:

- SHALL have the following pre-determined values:
 - `video_full_range_flag`, if present, SHALL be set to 0.

B.5.3.6. Constraints on Picture Formats

NAL Structured Video streams conforming to this Media Profile SHALL NOT exceed the following coded picture format constraints:

- Maximum encoded horizontal sample count of 1920 samples; and
- Maximum encoded vertical sample count of 1080 samples; and
- Maximum frame rate of $60000 \div 1000$ (frame rate is calculated as per Section 4.3.2.5 and Section 4.4.2.7).

Common File Format & Media Formats Specification Version 2.2

B.5.4. Constraints on Audio

Audio tracks conforming to this Media Profile SHALL comply with all of the requirements and constraints defined in Annex B.3.4.

B.5.5. Constraints on Subtitles

Subtitle tracks conforming to this Media Profile SHALL comply with all of the requirements and constraints defined in Annex B.3.5.

B.6. mUHD8 Media Profile

B.6.1. Overview

The mUHD8 Media Profile defines an audio-visual content profile for Ultra-HD definition devices supporting video with sample bit-depth precision of 8bits and bitrates up to 40.0×10^6 bits/sec (as supported by [HEVC] Main Tier).

The mUHD8 Media Profile is identified by the 'cfdm' code registered with [MP4RA].

B.6.2. Constraints on Encryption

Content conforming to this Media Profile SHALL comply with all of the requirements and constraints defined in Section 3, Encryption of Track Level Data, with the additional constraints defined here.

- Each encrypted audio track SHALL be encrypted using a single key; and
- Each encrypted video track MAY be encrypted using more than one key; and
- Subtitle tracks SHALL NOT be encrypted; and
- For a given KID, Initialization Vectors SHALL NOT be re-used and SHALL follow the guidelines outlined in [CENC] Section 9.2 and 9.3. This uniqueness constraint applies to all Initialization Vectors that are explicitly set in the file and those that are implicitly generated by AES-CTR.

Note: Encryption is not mandatory.

B.6.3. Constraints on Video

B.6.3.1. Overview

Video tracks conforming to this Media Profile SHALL comply with all of the requirements and constraints defined in Section 4, Video Elementary Streams, with the additional constraints defined here.

- The video track SHALL be an HEVC Video track as defined in Section 4.4.

Common File Format & Media Formats Specification Version 2.2

B.6.3.2. Constraints on [HEVC] Elementary Streams

B.6.3.2.1. Profile, Tier and Level

[HEVC] elementary streams conforming to this Media Profile SHALL comply with the following [HEVC] Profile, Tier and Level constraints:

- Main Profile as defined in [HEVC]; and
- Main Tier as defined in [HEVC]; and
- Up to Level 5.1 as defined in [HEVC].

B.6.3.2.2. Maximum Bitrate

[HEVC] elementary streams conforming to this Media Profile SHALL NOT exceed the maximum defined by [HEVC] for the chosen [HEVC] Profile, Tier and Level (note: Main Profile, Main Tier and Level 5.1 is the worse case with a 40.0x10⁶ bits/sec maximum bitrate). See Section 4.4.2.6 for more information on the calculation of [HEVC] elementary stream maximum bitrate.

B.6.3.3. Constraints on Mastering

NAL Structured Video streams conforming to this Media Profile SHALL be encoded using the color parameters defined by [R709].

It is assumed the video grading is optimized for a monitor with a peak luminance of 100 cd/m² and a color volume as specified by [R709], unless otherwise indicated. Video grading for other monitor color volumes SHALL be indicated by an [HEVC] "Mastering display colour volume SEI" in the HEVCDecoderConfigurationRecord in the 'hvcC' box.

B.6.3.4. Constraints on Encoding

NAL Structured Video streams conforming to this Media Profile:

- SHALL have the following pre-determined values:
 - video_full_range_flag, if present, SHALL be set to 0.

B.6.3.5. Constraints on Picture Formats

NAL Structured Video streams conforming to this Media Profile SHALL NOT exceed the following coded picture format constraints:

- Maximum encoded horizontal sample count of 3840 samples; and
- Maximum encoded vertical sample count of 2160 samples; and
- Maximum frame rate of 60000÷1000 (frame rate is calculated as per Section 4.4.2.7).

B.6.4. Constraints on Audio

Audio tracks conforming to this Media Profile SHALL comply with all of the requirements and constraints defined in Annex B.3.4.

Common File Format & Media Formats Specification Version 2.2

B.6.5. Constraints on Subtitles

Subtitle tracks conforming to this Media Profile SHALL comply with all of the requirements and constraints defined in Annex B.3.5 except as follows:

- A CFF-TT subtitle track's Track Header Box ('tkhd') width field value SHALL NOT exceed the maximum horizontal sample count defined in Annex B.6.3.5, and the CFF-TT subtitle track's Track Header Box ('tkhd') height field value SHALL NOT exceed the maximum vertical sample count defined in Annex B.6.3.5; and
- A CFF-TT image subtitle track SHALL be authored to not exceed the image decoding rate in Table B-7.

Table B - 7 – Hypothetical Render Model Constraints (Image subtitle)

Property	Constraint
Image Decoding rate	4 x 2 ²⁰ pixels per second

Common File Format & Media Formats Specification Version 2.2

B.7. mUHD10 Media Profile

B.7.1. Overview

The mUHD10 Media Profile defines an audio-visual content profile for Ultra-HD definition devices supporting video with sample bit-depth precision of 10bits and bitrates up to 40.0×10^6 bits/sec (as supported by [HEVC] Main Tier)

The hUHD Media Profile is identified by the 'cfu1' four character code registered with [MP4RA].

B.7.2. Constraints on Encryption

Content conforming to this Media Profile SHALL comply with all of the requirements and constraints defined in Annex B.6.2.

B.7.3. Constraints on Video

B.7.3.1. Overview

Video tracks conforming to this Media Profile SHALL comply with all of the requirements and constraints defined in Annex B.6.3 with the additional constraints defined here.

B.7.3.2. Constraints on [HEVC] Elementary Streams

B.7.3.2.1. Profile, Tier and Level

[HEVC] elementary streams conforming to this Media Profile SHALL comply with the following [HEVC] Profile, Tier and Level constraints (in addition to the constraints defined in Annex B.6.3):

- Main Profile or Main 10 Profile as defined in [HEVC].

B.7.3.3. Constraints on Mastering

NAL Structured Video streams conforming to this Media Profile SHALL be encoded using the color parameters defined by [R709] or the color parameters defined by [R2020].

Default Video grading assumes optimization for a monitor which uses the electro-optic transfer function specified in [R1886] with a peak luminance of 100 cd/m² and a color volume as specified by [R709], unless otherwise indicated. Video grading for other monitor color volumes SHALL be indicated by an [HEVC] "Mastering display colour volume SEI" in the HEVCDecoderConfigurationRecord in the 'hvcC' box.

B.7.3.4. Constraints on Encoding

NAL Structured Video streams conforming to this Media Profile:

- SHALL have the following pre-determined values:

Common File Format & Media Formats Specification Version 2.2

- `colour_description_present_flag` SHALL be set to 1 if the color parameters from [R709] are not used; and
- `colour_primaries` SHALL be present and set to 9 if the color parameters from [R2020] are used; and
- `chroma_sample_loc_type_top_field` and `chroma_sample_loc_type_bottom_field` SHALL be present and set to 2, when color parameters from [R2020] are used; and
- `transfer_characteristics` SHALL be present and be set to 14 if the color parameters from [R2020] are used; and
- `matrix_coeffs` SHALL be present and be set to 9 if the color parameters from [R2020] are used.

B.7.4. Constraints on Audio

Audio tracks conforming to this Media Profile SHALL comply with all of the requirements and constraints defined in Annex B.6.4.

B.7.5. Constraints on Subtitles

Subtitle tracks conforming to this Media Profile SHALL comply with all of the requirements and constraints defined in Annex B.6.5.

Common File Format & Media Formats Specification Version 2.2

B.8. hUHD10 Media Profile

B.8.1. Overview

The hUHD Media Profile defines an audio-visual content profile for Ultra-HD definition devices supporting video with sample bit-depth precision of 10bits and bitrates up to 100.0×10^6 bits/sec (as supported by [HEVC] High Tier)

The hUHD Media Profile is identified by the 'cfud' four character code registered with [MP4RA].

B.8.2. Constraints on Encryption

Content conforming to this Media Profile SHALL comply with all of the requirements and constraints defined in Annex B.6.2.

B.8.3. Constraints on Video

B.8.3.1. Overview

Video tracks conforming to this Media Profile SHALL comply with all of the requirements and constraints defined in Annex B.6.3 with the additional constraints defined here.

B.8.3.2. Constraints on [HEVC] Elementary Streams

B.8.3.2.1. Profile, Tier and Level

[HEVC] elementary streams conforming to this Media Profile SHALL comply with the following [HEVC] Profile, Tier and Level constraints (in addition to the constraints defined in Annex B.6.3):

- Main Profile or Main 10 Profile as defined in [HEVC]; and
- Main Tier or High Tier as defined in [HEVC].

B.8.3.2.2. Maximum Bitrate

[HEVC] elementary streams conforming to this Media Profile SHALL NOT exceed a maximum input bitrate of 100.0×10^6 bits/sec; see Section 4.4.2.5 for more information on the calculation of [HEVC] elementary stream maximum bitrate.

B.8.3.3. Constraints on Mastering

NAL Structured Video streams conforming to this Media Profile SHALL be encoded as defined in Annex B.7.3.3.

B.8.3.4. Constraints on Encoding

NAL Structured Video streams conforming to this Media Profile SHALL be encoded as defined in Annex B.7.3.4.

Common File Format & Media Formats Specification Version 2.2

B.8.4. Constraints on Audio

Audio tracks conforming to this Media Profile SHALL comply with all of the requirements and constraints defined in Annex B.6.4.

B.8.5. Constraints on Subtitles

Subtitle tracks conforming to this Media Profile SHALL comply with all of the requirements and constraints defined in Annex B.6.5.

Common File Format & Media Formats Specification Version 2.2

B.9. mHDR10 Media Profile Definition

B.9.1. Overview

The mHDR10 Media Profile defines an audio-visual content profile for devices supporting High Dynamic Range video with sample bit-depth precision of 10bits and bitrates up to 40.0×10^6 bits/sec (as supported by [HEVC] Main Tier).

The mHDR10 Media Profile is identified by the 'cfm1' code registered with [MP4RA].

B.9.2. Constraints on Encryption

Content conforming to this Media Profile SHALL comply with all of the requirements and constraints defined in Annex B.6.2.

B.9.3. Constraints on Video

B.9.3.1. Overview

Video tracks conforming to this Media Profile shall comply with all of the requirements and constraints defined in Annex B.6.3, with the additional constraints defined here.

B.9.3.2. Constraints on [HEVC] Elementary Streams

B.9.3.2.1. Profile, Tier and Level

[HEVC] elementary streams conforming to this Media Profile SHALL comply with the following HEVC Profile, Tier and HEVC Level constraints (in addition to the constraints defined in Annex B.6.3):

- Main 10 Profile as defined in [HEVC].

B.9.3.3. Constraints on Mastering

NAL Structured Video streams conforming to this Media Profile SHALL be encoded using the color parameters defined by [R2020].

NAL Structured Video streams conforming to this Media Profile SHALL be graded using the reference electro-optic transfer function specified in [SMPTE-2084].

B.9.3.4. Constraints on Encoding

NAL Structured Video streams conforming to this Media Profile:

- SHALL have the following pre-determined values (in addition to the constraints defined in Annex B.6.3):
 - `transfer_characteristics` SHALL be set to 16 for the reference electro-optic transfer function specified in [SMPTE-2084].

Common File Format & Media Formats Specification Version 2.2

B.9.4. Constraints on Audio

Audio tracks conforming to this Media Profile SHALL comply with all of the requirements and constraints defined in Annex B.6.4.

B.9.5. Constraints on Subtitles

Subtitle tracks conforming to this Media Profile SHALL comply with all of the requirements and constraints defined in Annex B.6.5.

Common File Format & Media Formats Specification Version 2.2

B.10.hHDR10 Media Profile Definition

B.10.1. Overview

The hHDR10 Media Profile defines an audio-visual content profile for devices supporting High Dynamic Range video with sample bit-depth precision of 10bits and bitrates up to 100.0×10^6 bits/sec (as supported by [HEVC] High Tier).

The HDR10 Media Profile is identified by the 'cfh1' four character code registered with MP4 Registration Authority (<http://mp4ra.org>).

B.10.2. Constraints on Encryption

Content conforming to this Media Profile SHALL comply with all of the requirements and constraints defined in Annex B.9.2.

B.10.3. Constraints on Video

Video tracks conforming to this Media Profile shall comply with all of the requirements and constraints defined in Annex B.9.3, with the additional constraints defined here.

B.10.3.1. Constraints on [HEVC] Elementary Streams

B.10.3.1.1. Profile, Tier and Level

[HEVC] elementary streams conforming to this Media Profile SHALL comply with the following HEVC Profile, Tier and HEVC Level constraints:

- Main Tier or High Tier as defined in [HEVC]

Note: this Tier constraint matches the Tier constraint defined for the hUHD Media Profile specified in Annex B.8.3.

B.10.3.1.2. Maximum Bitrate

[HEVC] elementary streams conforming to this Media Profile SHALL NOT exceed a maximum input bitrate of 100.0×10^6 bits/sec; see Section 4.4.2.5 for more information on the calculation of [HEVC] elementary stream maximum bitrate.

Note: this maximum input bitrate constraint matches the maximum input bitrate constraint defined for the hUHD Media Profile specified in Annex B.8.3.

Common File Format & Media Formats Specification Version 2.2

B.11. Dolby Vision (“DV”) Media Profile Definition

B.11.1. Overview

The DV Media Profile defines audio-visual content profiles for devices supporting High Dynamic Range Dolby Vision technology. The configuration of Dolby Vision in this Media Profile is comprised of a Base Layer video track (“BL”) with the addition of an Enhancement Layer video track (“DV-EL”). The BL is conformant with another Media Profile defined in this specification and can be decoded by devices supporting that Media Profile. The EL consists of additional [AVC] or [HEVC] conformant video and/or Dolby Vision HDR metadata. For example, when an EL is decoded and combined with a decoded BL, this results in an enhanced HDR video output (i.e. conforming to Rec 2020 & SMPTE 2084).

Note: The DV EL does not necessarily conform to all the “video track” provisions throughout this specification. See [DV] for details. For example, it might not use the ‘avc3’ sample type.

The DV Media Profile is identified by the ‘cfdv’ four character codes registered with the MP4 Registration Authority (<http://mp4ra.org>).

B.11.2. Constraints on Encryption

The DV-EL video track SHALL conform to the encryption constraints for the BL video track.

B.11.3. Constraints on Video

B.11.3.1. Base Layer (“BL”)

The BL video track SHALL conform to one of the HD, xHD, mUHD, hUHD, mHDR10 or hHDR10 Media Profiles.

B.11.3.2. DV Enhancement Layer (“DV-EL”)

The DV-EL bitstream and track SHALL be as defined in [DV].

In addition to a BL video track, there SHALL also be a DV-EL track.

Note: From [DV], DV-EL has the following properties:

- can be encoded in, and complies with, either [AVC] or [HEVC]. Although decoding DV-EL does not result in viewable pictures, it does conform to the syntax of [AVC] or [HEVC] as appropriate; and
- the syntax and values for visual sample entry are either `DolbyVisionAVCSampleEntry(‘dvav’)` or `DolbyVisionHEVCSampleEntry(‘dvhe’)`; and
- the frame rate and DPB size (in number of frames) are identical to the BL video track; and
- if the BL sample contains an IDR frame, the EL sample must have an IDR frame at the same presentation time; and
- fragment durations and presentation times are identical to the BL video track; and
- each EL has one and only one associated BL and vice versa (i.e. tracks are paired 1:1).

Common File Format & Media Formats Specification Version 2.2

Note: The DV EL does not necessarily conform to all the “video track” provisions throughout this specification. See [DV] for details. For example, it might not use the ‘avc1’ sample type.

B.11.3.3. Maximum Bitrate

The maximum bitrate of DV-EL SHALL be calculated by implementation of the buffer and timing model defined in either [AVC] or [HEVC] Annex C as appropriate for the type of video coding.

When Dolby Vision Enhancement Layer track is present the maximum bitrate is further constrained as follows: the sum of the bitrates for the Base Layer video and the DV-EL SHALL not exceed the maximum bitrate that applies to just the Base Layer video in that profile.

Common File Format & Media Formats Specification Version 2.2

B.12.HDR12 Media Profile Definition

B.12.1. Overview

The single stream 12-bit HDR Media Profile defines an audio-visual content interoperability point for High Dynamic Range devices supporting content encoded in 12-bit color.

The HDR Media Profile is identified by the 'cfh2' four character code registered with MP4 Registration Authority (<http://mp4ra.org>).

B.12.2. Constraints on Encryption

Content conforming to this Media Profile SHALL comply with all of the requirements and constraints defined in Annex B.8.2.

B.12.3. Constraints on Video

Video tracks conforming to this Media Profile shall comply with all of the requirements and constraints defined in Annex B.8.3, with the additional constraints defined here.

B.12.3.1. Constraints on [HEVC] Elementary Streams

B.12.3.1.1. Profile, Tier and Level

[HEVC] elementary streams conforming to this Media Profile SHALL comply with the following HEVC Profile, Tier, Level, and Maximum Bitrate constraints:

- Main 12 Profile as defined in [HEVC]

B.12.3.1.2. Maximum Bitrate

[HEVC] elementary streams conforming to this Media Profile shall NOT exceed a maximum input bitrate of 150.0×10^6 bits/sec; see Section 4.4.2.5 for more information on the calculation of [HEVC] elementary stream maximum bitrate.

B.12.3.2. Constraints on Mastering

NAL Structured Video streams conforming to this Media Profile SHALL be encoded using the color parameters defined by [R2020].

NAL Structured Video streams conforming to this Media Profile SHALL be graded using the reference electro-optic transfer function specified in [SMPTE-2084].

B.12.3.3. Constraints on Encoding

NAL Structured Video streams conforming to this Media Profile:

- SHALL have the following pre-determined values:

Common File Format & Media Formats Specification Version 2.2

- `transfer_characteristics` SHALL be set to 16 for the reference electro-optic transfer function specified in [SMPTE-2084].

Annex C. Delivery Targets

C.1. General Download Delivery Target Constraints

C.1.1. Constraints on File Structure

DCCs conforming to a Download Delivery Target SHALL comply with all of the requirements and constraints defined in Section 2, The Common File Format, with the additional constraints defined as follows:

- The DCC Movie Fragment SHALL contain one Media Data Box (‘mdat’).

C.1.2. Constraints on Video

DCCs conforming to a Download Delivery Target SHALL comply with all of the requirements and constraints defined in Section 4, Video Elementary Streams, with the additional constraints defined as follows:

- For each Video track the following requirements apply:
 - Video track Movie Fragments SHALL start with SAP type 1 or 2.
 - Video tracks utilizing (‘avc1’) sample entries as defined in Section 4.3.1.1: every AVC video track fragment SHALL contain a Trick Play Box (‘trik’).
 - Video tracks which have one or more Fragments with a duration greater than 3.003 secs and utilize (‘avc3’) sample entries as defined in Section 4.3.1.1 SHALL be signaled in the Track Fragment Box (‘traf’) using Random Access Point (RAP) sample grouping as defined in [ISO] Section 10.4, with the following additional constraints:
 - All sync samples SHALL be signaled in a Sample to Group Box (‘sbgp’) with the following constraints:
 - grouping_type: set to ‘rap’
 - group_description_index for the sync sample: corresponds to a VisualRandomAccessEntry in the Sample Group Description Box (‘sgpd’) with the following field values
 - num_leading_samples_known=1
 - num_leading_samples=0
 - All AVC RA-I samples (defined in Section 4.2.6) SHALL be signaled in a Sample to Group Box (‘sbgp’) with the following constraints:
 - grouping_type: set to ‘rap’

Common File Format & Media Formats Specification Version 2.2

- `group_description_index` for the RAI sample: corresponds to a `VisualRandomAccessEntry` in the Sample Group Description Box (`'sgpd'`) with the following field values
 - `num_leading_samples_known=1`
 - `num_leading_samples=number of "leading samples"`
 - Note that a "leading sample" in RAP Sample Grouping is defined as a sample that precedes the RAP in presentation order and immediately follows the RAP or another leading sample in decoding order, and cannot be correctly decoded when decoding starts from the RAP.
- Video tracks which utilize (`'hev1'`) sample entries as defined in Section 4.4.1.1 SHALL signal Type of sync samples using sync sample sample grouping as defined in [ISOVIDEO] Section 8.4.4.

Common File Format & Media Formats Specification Version 2.2

C.2. Multi-Track Download Delivery Target

C.2.1. Overview

The Multi-Track Download Delivery Target is intended for applications where a standalone DCC is made available for download delivery.

The Multi-Track Download Delivery Target is defined by the 'cfd1' brand, which is a code point on the ISO Base Media File Format defined by [ISO].

C.2.2. Constraints on File Structure

DCCs conforming to this Delivery Target SHALL comply with all of the requirements and constraints defined in Annex C.1.1 with the additional constraints defined as follows:

- The File Type Box ('ftyp') SHALL list the 'cfd1' brand as a `compatible_brand`.
- The Metadata Box ('meta') contained in the Movie Box ('moov') for Required Multi-Track Metadata as defined in Section 2.1.2.1 SHALL be present in the DCC.
- A Free Space Box ('free') SHALL be the last box in the Movie Box ('moov'). Note: this provides reserved space for adding DRM-specific information.
- The DCC Footer SHALL contain a Movie Fragment Random Access Box ('mfra').

C.2.3. Constraints on Encryption

C.2.3.1. Constraints on PD and SD Media Profile Encryption

DCCs conforming to this Delivery Target and the PD Media Profile SHALL comply with all of the requirements and constraints defined in Annex B.1.2 with the additional constraints defined in this Section. DCCs conforming to this Delivery Target and SD Media Profile SHALL comply with all of the requirements and constraints defined in Annex B.2.2

with the additional constraints defined in this Section.

- All encrypted audio tracks in the DCC SHALL be encrypted using the same key ("audio key").
- All encrypted video tracks in the DCC SHALL be encrypted using the same key ("video key").
- The video key and audio key SHALL be the same key.

C.2.3.2. Constraints on HD Media Profile Encryption

DCCs conforming to this Delivery Target and the HD Media Profile SHALL comply with all of the requirements and constraints defined in Annex B.3.2 with the additional constraints defined in this Section.

- All encrypted audio tracks in the DCC SHALL be encrypted using the same key ("audio key").
- All encrypted video tracks in the DCC SHALL be encrypted using the same key ("video key").
- The video key SHOULD be separate (independently chosen) from the audio key.

Common File Format & Media Formats Specification Version 2.2

C.2.3.3. Constraints on xHD, mUHD, hUHD, mHDR10, hHDR10, DV and HDR12 Media Profile Encryption

DCCs conforming to this Delivery Target and the xHD, mUHD, hUHD, mHDR10, hHDR10, DV and HDR12 Media Profiles SHALL comply with all of the requirements and constraints defined in Annex B.5.2 with the additional constraints defined in this Section.

- All encrypted audio tracks in the DCC SHALL be encrypted using the same key (“audio key”).
- video keys SHOULD be separate (independently chosen) from the audio key.

C.2.4. Constraints on Video

C.2.4.1. Overview

DCCs conforming to this Delivery Target shall comply with all of the requirements and constraints defined in Annex C.1.2 with the additional constraints defined as follows:

- DCCs SHALL contain exactly one video track, and that video track SHALL conform to Section 4.
- A video track fragment SHALL have a duration no greater than 3.003 seconds.

C.2.4.2. Constraints on Sequence Parameter Sets (SPS)

The condition of the following [AVC] fields SHALL NOT change throughout an AVC Video track conforming to this Delivery Target:

- `pic_width_in_mbs_minus1`
- `pic_height_in_map_units_minus1`

The condition of the following [HEVC] fields SHALL NOT change throughout an HEVC Video track conforming to this Delivery Target:

- `pic_width_in_luma_samples`
- `pic_height_in_luma_samples`

C.2.4.2.1. Constraints on Visual Usability Information (VUI) Parameters

The condition of the following SHALL NOT change throughout AVC Video tracks conforming to this Delivery Target:

- `aspect_ratio_idc`
- `Bitrate[]` (calculated by `bit_rate_scale` and `bit_rate_value_minus1`)
- `CpbSize[]` (calculated by `cpb_size_scale` and `cpb_size_value_minus1`)

The condition of the following SHALL NOT change throughout HEVC Video tracks conforming to this Delivery Target:

- `aspect_ratio_idc`
- `aspect_ratio_idc`

Common File Format & Media Formats Specification Version 2.2

- `cpb_cnt_minus1`
- `bit_rate_scale`
- `bit_rate_value_minus1`
- `cpb_size_scale`
- `cpb_size_value_minus1`

C.2.4.3. Constraints on Picture Formats

C.2.4.3.1. Overview

The Media Profile definitions in Annex B define permitted picture formats. This Section provides more detail on permitted picture formats per Media Profile for Download Delivery Targets. Constraints are defined in the form of frame size and frame rate.

- *Frame size* is defined as the maximum display width and height of the picture in square pixels after cropping and subsample rescaling is applied. For each picture format defined, one or more allowed value combinations are specified for horizontal and vertical sub-sample factors, which are necessary for selecting valid Track Header Box `width` and `height` properties, as specified in Section 2.3.5 and Section 4.2.1.
- When sub-sampling is applied, at least one of either the width or the height of the encoded picture size SHALL match the value specified in the “Max Size Encoded” column in the following Tables. See Section 4.5 for more information.
- *Frame rate* is defined as a ratio corresponding to a real number. This number SHALL precisely (with no rounding error permitted) match the value calculated per Section 4.3.2.5 and Section 4.4.2.7).
- `aspect_ratio_idc` SHALL be encoded as listed or set to 255 and `Extended_SAR` provided to match the aspect ratio defined.

C.2.4.3.2. Constraints on PD Media Profile Picture Formats

NAL Structured Video streams conforming to the PD Media Profile (see Annex B.1) and this Delivery Target SHALL comply with the picture format constraints listed below.

Common File Format & Media Formats Specification Version 2.2

Table C - 1 – Picture Formats and Constraints of PD Media Profile for 24 Hz & 30 Hz Content

Picture Formats			Sub-sample Factors			Encoding Parameters
Frame size (width x height)	Picture aspect	Frame rate	Horiz.	Vert.	Max. size encoded	aspect_ratio_idc
320 x 180	1.778	24000÷1000, 24000÷1001, 30000÷1000, 30000÷1001	1	1	320 x 180	1
320 x 240	1.333	24000÷1000, 24000÷1001, 30000÷1000, 30000÷1001	1	1	320 x 240	1
416 x 240 (Note)	1.733	24000÷1000, 24000÷1001, 30000÷1000, 30000÷1001	1	1	416 x 240	1

Common File Format & Media Formats Specification Version 2.2

Table C - 2 – Picture Formats and Constraints of PD Media Profile for 25 Hz Content

Picture Formats			Sub-sample Factors			Encoding Parameters
Frame size (width x height)	Picture aspect	Frame rate	Horiz.	Vert.	Max. size encoded	aspect_ratio_idc
320 x 180	1.778	25000÷1000	1	1	320 x 180	1
320 x 240	1.333	25000÷1000	1	1	320 x 240	1
416 x 240 (Note)	1.733	25000÷1000	1	1	416 x 240	1

Note: The 416 x 240 frame size corresponds to a 15.6:9 picture aspect ratio. Recommendations for preparing content in this frame size are available in Section 6 “Video Processing before AVC Compression” of [ATSC].

C.2.4.3.3. Constraints on SD Media Profile Picture Formats

NAL Structured Video streams conforming to the SD Media Profile (see Annex B.2) and this Delivery Target SHALL comply with the picture formats constraints listed below.

Table C - 3 – Picture Formats and Constraints of SD Media Profile for 24 Hz, 30 Hz & 60 Hz Content

Picture Formats			Sub-sample Factors			Encoding Parameters		
Frame size (width x height)	Picture aspect	Frame rate	Horiz.	Vert.	Max. size encoded	aspect_ratio_idc	sar_width	sar_height
640 x 480	1.333	24000÷1000, 24000÷1001, 30000÷1000, 30000÷1001	1.1	1	704 x 480	3	-	-
			1	1	640 x 480	1	-	-
			0.75	1	480 x 480	14	-	-
			0.75	0.75	480 x 360	1	-	-
			0.5	0.75	320 x 360	15	-	-
640 x 480	1.333	60000÷1000, 60000÷1001	⁶⁴ / ₆₄₀	0.75	464 x 360	255	30	29
			0.5	0.75	320 x 360	15	-	-
854 x 480	1.778	24000÷1000, 24000÷1001	1	1	854 x 480	1	-	-
			⁷⁰⁴ / ₈₅₄	1	704 x 480	5	-	-
			⁶⁴⁰ / ₈₅₄	1	640 x 480	14	-	-
			⁶⁴⁰ / ₈₅₄	0.75	640 x 360	1	-	-
			⁴²⁶ / ₈₅₄	0.75	426 x 360	15	-	-
854 x 480	1.778	30000÷1000, 30000÷1001	⁷⁰⁴ / ₈₅₄	1	704 x 480	5	-	-
			⁶⁴⁰ / ₈₅₄	1	640 x 480	14	-	-
			⁶⁴⁰ / ₈₅₄	0.75	640 x 360	1	-	-

Common File Format & Media Formats Specification Version 2.2

			$426/854$	0.75	426 x 360	15	-	-
854 x 480	1.778	60000÷1000, 60000÷1001	$426/854$	0.75	426 x 360	15	-	-

Common File Format & Media Formats Specification Version 2.2

Table C - 4 – Picture Formats and Constraints of SD Media Profile for 25 Hz & 50 Hz Content

Picture Formats			Sub-sample Factors			Encoding Parameters		
Frame size (width x height)	Picture aspect	Frame rate	Horiz.	Vert.	Max. size encoded	aspect_ratio_idc	sar_width	sar_height
640 x 480	1.333	25000÷1000	1.1	1.2	704 x 576	2	-	-
			1	1	640 x 480	1	-	-
			0.75	1	480 x 480	14	-	-
			0.75	0.75	480 x 360	1	-	-
			0.5	0.75	320 x 360	15	-	-
640 x 480	1.333	50000÷1000	0.75	0.75	480 x 360	1	-	-
			0.5	0.75	320 x 360	15	-	-
854 x 480	1.778	25000÷1000	1	1	854 x 480	1	-	-
			⁷⁰⁴ / ₈₅₄	1.2	704 x 576	4	-	-
			⁶⁴⁰ / ₈₅₄	1	640 x 480	14	-	-
			⁶⁴⁰ / ₈₅₄	0.75	640 x 360	1	-	-
			⁴²⁶ / ₈₅₄	0.75	426 x 360	15	-	-
854 x 480	1.778	50000÷1000	⁵⁶⁰ / ₈₅₄	0.75	560 x 360	255	9	8
			⁴²⁶ / ₈₅₄	0.75	426 x 360	15	-	-

C.2.4.3.4. Constraints on HD and xHD Media Profile Picture Formats

NAL Structured Video streams conforming to the HD Media Profile (see Annex B.3) and xHD Media Profile (see Annex B.5) and this Delivery Target SHALL comply with the picture format constraints listed below.

Table C - 5 – Picture Formats and Constraints of HD and xHD Media Profile for 24 Hz, 30 Hz & 60 Hz Content

Picture Formats			Sub-sample Factors			Encoding Parameters	
Frame size (width x height)	Picture aspect	Frame rate	Horiz.	Vert.	Max. size encoded	aspect_ratio_idc	
1280 x 720	1.778	24000÷1000, 24000÷1001, 30000÷1000, 30000÷1001, 60000÷1000, 60000÷1001	1	1	1280 x 720	1	
			0.75	1	960 x 720	14	
			0.5	1	640 x 720	16	
1920 x 1080	1.778	24000÷1000,	1	1	1920 x 1080	1	

Common File Format & Media Formats Specification Version 2.2

		24000÷1001, 30000÷1000, 30000÷1001	0.75	1	1440 x 1080	14
			0.75	0.75	1440 x 810	1
			0.5	0.75	960 x 810	15

Table C - 6 - Picture Formats and Constraints of HD and xHD Media Profile for 25 Hz & 50 Hz Content

Picture Formats			Sub-sample Factors			Encoding Parameters
Frame size (width x height)	Picture aspect	Frame rate	Horiz.	Vert.	Max. size encoded	aspect_ratio_idc
1280 x 720	1.778	25000÷1000, 50000÷1000	1	1	1280 x 720	1
			0.75	1	960 x 720	14
			0.5	1	640 x 720	16
1920 x 1080	1.778	25000÷1000	1	1	1920 x 1080	1
			0.75	1	1440 x 1080	14
			0.75	0.75	1440 x 810	1
			0.5	0.75	960 x 810	15

Common File Format & Media Formats Specification Version 2.2

C.2.4.3.5. Constraints on mUHD and hUHD Media Profile Picture Formats

NAL Structured Video streams conforming to the mUHD Media Profile (see Annex B.6) and hUHD Media Profile (see Annex B.7) and this Delivery Target SHALL comply with the picture format constraints listed below.

Table C - 7 – Picture Formats and Constraints of mUHD and hUHD Media Profile for 24 Hz, 30 Hz & 60 Hz Content

Picture Formats			Sub-sample Factors			Encoding Parameters
Frame size (width x height)	Picture aspect	Frame rate	Horiz.	Vert.	Max. size encoded	aspect_ratio_idc
3840 x 2160	1.778	24000÷1000, 24000÷1001, 30000÷1000, 30000÷1001, 48000÷1000, 60000 ÷1000, 60000 ÷1001	1	1	3840 x 2160	1
			0.75	1	2880 x 2160	14
			0.75	0.75	2880 x 1620	1
			0.5	0.75	1920 x 1620	15

Table C - 8 – Picture Formats and Constraints of mUHD and hUHD Media Profile for 25 Hz and 50 Hz

Picture Formats			Sub-sample Factors			Encoding Parameters
Frame size (width x height)	Picture aspect	Frame rate	Horiz.	Vert.	Max. size encoded	aspect_ratio_idc
3840 x 2160	1.778	25000÷1000, 50000÷1000	1	1	3840 x 2160	1
			0.75	1	2880 x 2160	14
			0.75	0.75	2880 x 1620	1
			0.5	0.75	1920 x 1620	15

C.2.4.3.6. Constraints on mHDR10, hHDR10 and HDR12 Media Profile Picture Formats

NAL Structured Video streams conforming to the mHDR10 Media Profile (see Annex B.9), hHDR10 Media Profile (see Annex B.10) or HDR12 Media Profile (see Annex B.12) and this Delivery Target SHALL comply with the picture format constraints listed below.

- Picture Formats and Constraints of mHDR10, hHDR10 and HDR12 Media Profiles for 24 Hz, 30 Hz & 60 Hz Content: see Table C-5 and Table C-7.
- Picture Formats and Constraints of mHDR10, hHDR10 and HDR12 Media Profiles for 25 Hz & 50 Hz Content: see Table C-6 and Table C-8.

C.2.5. Constraints on Audio

DCCs conforming to this Delivery Target SHALL comply with the requirements and constraints defined in Section 5, Audio Elementary Streams, with the additional constraints defined here.

Common File Format & Media Formats Specification Version 2.2

- A DCC SHALL contain at least one MPEG-4 AAC [2-Channel] audio track.
- A DCC SHALL NOT contain more than 32 audio tracks.
- A DCC with a video track which complies with the SD Media Profile SHALL only contain audio tracks that correspond with Table B-4 “Allowed Audio Formats in SD Media Profile”.

C.2.6. Constraints on Subtitles

DCCs conforming to this Delivery Target SHALL comply with the requirements and constraints defined in Section 6, Subtitle Elementary Streams with the following additional constraints:

- The associated video track SHALL be the video track in the DCC.
- A DCC MAY contain zero or more subtitle tracks, but SHALL NOT contain more than 255 subtitle tracks.
- The duration of a subtitle track SHALL NOT exceed the duration of the longest audio or video track in the DCC.
- A subtitle track fragment MAY have a duration up to the duration of the longest audio or video track in the DCC.
- A subtitle track’s Track Header Box (‘tkhd’) SHALL have the same width and height values as Track Header Box (‘tkhd’) for the video track in the DCC.

Common File Format & Media Formats Specification Version 2.2

C.3. Single-Track Download Delivery Target

C.3.1. Overview

The Single-Track Download Delivery Target is intended to be used together with [DDMP] to support applications where a DCC is made available for download delivery as part of a Presentation defined within a Common Media Package:

- Unlike the Multi-Track DCCs defined in Annex C.2, a Single-Track DCC is intended to be played together simultaneously with other Single-Track DCCs.
- A “Presentation” is a set of single-track DCCs that are intended to be played together.
- Single-track DCCs and Presentations follow most of the encoding constraints of a track in a Multi-Track DCC (as defined in Annex C.2) except where Common Media Package metadata is utilized for equivalent functionality, such as metadata storage and track description as defined in [DDMP].
- See [DDMP] for more information on the Common Media Package and Presentations.

The Single-Track Download Delivery Target is defined by the ‘`cfid2`’ brand, which is a code point on the ISO Base Media File Format defined by [ISO].

C.3.2. Constraints on File Structure

DCCs conforming to this Delivery Target SHALL comply with the requirements and constraints defined in Annex C.1.1 with the additional constraints defined as follows:

- The File Type Box (‘`ftyp`’) SHALL list the ‘`cfid2`’ brand as a `compatible_brand`.
- The DCC SHALL contain one and only one ISO Media track.
- Required Multi-Track Metadata, as defined in Section 2.1.2, and Optional Multi-Track Metadata, as defined in Section 2.1.4, SHOULD NOT be present.
- A Free Space Box (‘`free`’) SHOULD NOT be present.
- The DCC Footer SHALL contain a Movie Fragment Random Access Box (‘`mfra`’).

C.3.3. Constraints on Encryption

DCCs conforming to this Delivery Target SHALL comply with the additional constraints defined in this Section.

- All video keys SHOULD be separate (independently chosen) from audio keys.

C.3.4. Constraints on Video

Single-Track Video DCCs conforming to this Delivery Target SHALL comply with the video constraints defined in Annex C.2.4 with the additional constraints/exceptions defined as follows:

- AVC Video tracks SHALL utilize the (‘`avc3`’) in-band sample entries as per Section 4.3.1.1.

Common File Format & Media Formats Specification Version 2.2

C.3.5. Constraints on Audio

Single-Track Audio DCCs conforming to this Delivery Target SHALL comply with the requirements and constraints defined in Section 5, Audio Elementary Streams.

A Presentation utilizing this Delivery Target SHALL contain at least one MPEG-4 AAC [2-Channel] audio track.

C.3.6. Constraints on Subtitles

Single-Track Subtitle DCCs conforming to this Delivery Target SHALL comply with the requirements and constraints defined in Section 6, Subtitle Elementary Streams with the following additional constraints.

- The associated video track SHALL be the video track contained in the same Presentation as the subtitle track.
- If the subtitle track's Track Header Box (`tkhd`) `width` and `height` values are non-zero, the `width` or `height` or both `width` and `height` SHOULD match the associated dimension defined for "Frame Size" in one of the Picture Formats listed in Annex C.2.4.3.

Common File Format & Media Formats Specification Version 2.2

C.4. Pre-Packaged Delivery Target

C.4.1. Overview

The Pre-Packaged Delivery Target is intended to be used together with [DDMP] to support applications where a single-track DCC is made available with pre-packaged delivery as part of a Presentation defined within a Common Media Package; pre-packaged delivery means that the content is delivered in complete form e.g. on an optical disc.

DCCs conforming to this Delivery Target SHALL comply with all of the requirements and constraints defined in Annex C.3 except as defined below.

The Pre-Packaged DCC Delivery Target is defined by the 'cfd3' brand, which is a code point on the ISO Base Media File Format defined by [ISO].

C.4.2. Constraints on File Structure

DCCs conforming to this Delivery Target SHALL comply with the requirements and constraints defined in Annex C.3.2 with the additional constraints and exceptions defined as follows:

- The File Type Box ('ftyp') SHALL list the 'cfd2' brand as a `compatible_brand` only if all requirements defined in Annex C.3 are satisfied.
- The File Type Box ('ftyp') SHALL list the 'cfd3' brand as a `compatible_brand`.
- The DCC Header SHALL contain one Segment Index Box ('sidx'). The sample at the start of each Movie Fragment SHALL be signaled in the Segment Index Box ('sidx').

C.4.3. Constraints on Video

Single-Track Video DCCs conforming to this Delivery Target SHALL comply with the requirements and constraints defined in Annex C.3.4 with the additional constraints and exceptions defined as follows:

- Video track Movie Fragments SHALL start with SAP type 1, 2, or 3.

Common File Format & Media Formats Specification Version 2.2

C.5. Streaming Delivery Target

C.5.1. Overview

The Streaming Delivery Target is intended to be used together with [DStream] to support applications where a single-track DCC is made available for streaming delivery as part of an Adaptation Set within a [DASH] Media Presentation Description:

- Unlike the Single-Track DCCs defined in Annex C.3 and C.4, a Streaming DCC is intended to be one of several DCCs in an “Adaptation Set”.
- An “Adaptation Set” is a set of single-track DCCs that are interchangeable encoded versions of the same Content which are seamlessly switchable in [DASH] adaptive streaming applications.
- “Seamlessly Switchable” means different Movie Fragments can be selected in sequence from different DCCs without presentation errors.
- A “Media Presentation Description” defines Adaptation Sets that are intended to be played together (similar to a Presentation as defined in Annex C.3).
- See [DStream] for more information on the Adaptation Sets and Media Presentation Descriptions.

The Streaming DCC Delivery Target is defined by the ‘`cf4`’ brand, which is a code point on the ISO Base Media File Format defined by [ISO].

C.5.2. Constraints on File Structure

DCCs conforming to a Streaming Delivery Target SHALL comply with all of the requirements and constraints defined in Section 2, The Common File Format, with additional constraints defined as follows:

- The File Type Box (‘`ftyp`’) SHALL list the ‘`cf4`’ brand as a `compatible_brand`.
- The DCC Movie Fragment SHALL contain one Media Data Box (‘`mdat`’).
- The DCC SHALL contain one and only one ISO Media track.
- The Segment Index Box (‘`sidx`’), if present, SHALL comply with Section 2.3.21 and [DASH] Section 6.3.4.

C.5.3. Constraints on Encryption

DCCs conforming to this Delivery Target SHALL comply with additional constraints defined in this Section.

- All encrypted audio tracks listed by a Period in a [DStream] MPD SHOULD be encrypted using the same key (“audio key”). See also Annex C.5.7 “Constraints on Adaptation Sets”.
- All encrypted video tracks listed by a Period in a [DStream] MPD SHOULD be encrypted using the same key (“video key”). See also Annex C.5.7 “Constraints on Adaptation Sets”.
- All video keys SHOULD be separate (independently chosen) from the audio keys.

Common File Format & Media Formats Specification Version 2.2

C.5.4. Constraints on Video

C.5.4.1. Overview

DCCs conforming to a Streaming Delivery Target SHALL comply with all of the requirements and constraints defined in Section 4, Video Elementary Streams, with additional constraints defined as follows:

- DCCs SHALL contain exactly one video track, and that video track SHALL conform to Section 4.
- AVC Video tracks SHALL utilize the (`avc3`) in-band sample entries as per Section 4.3.1.1.
- Video track Movie Fragments SHALL start with SAP type 1 or 2.
- negative composition offsets in the Track Run Box (`trun`) (see Section 2.4) SHALL be used to synchronize the composition times of video samples to the decode time of other tracks so that each sample is frame accurately synchronized to the movie and [DASH] MPD presentation timeline.

Note: use of negative composition offsets provides a mechanism to match the presentation time of the first video frame to the decode time of Movie Fragments, and prevents gaps or overlaps in sample presentation times when switching between [DStream] Representations with different composition offsets due to different numbers of pictures in the decoded picture buffer necessary to decode and present the first video frame. [DStream] MPDs, Segment Index Box (`idx`) indexes, and Segment addresses are based on the presentation timeline of the media, but DCC Movie Fragments are stored and time stamped with decode time.

C.5.4.2. Constraints on Picture Formats

Video tracks conforming to this Delivery Target MAY utilize dynamic subsampling of each Coded Video Sequence within a DCC Movie Fragment by allowing different encoded horizontal and vertical video spatial sample counts in each Coded Video Sequence (see Section 4.5.4).

Note: Dynamic subsampling within a CSF file is normally used to reduce video bitrate peaks and maintain consistent Media Segment size.

Note: NAL Structured Video parameter sets prevent the need to insert an Initialization Segment prior to each Media Segment in case the decoding parameters change due to dynamic subsampling or adaptive switching between DCCs ([DASH] Representations); the parameter sets provide the information necessary for display systems to scale each Coded Video Sequence to a common display resolution and position.

C.5.5. Constraints on Audio

Single-Track Audio DCCs conforming to a Streaming Delivery Target SHALL comply with the requirements and constraints defined in in Section 5, Audio Elementary Streams.

A [DStream] MPD utilizing this Delivery Target SHALL contain at least one MPEG-4 AAC [2-Channel] audio track.

Common File Format & Media Formats Specification Version 2.2

C.5.6. Constraints on Subtitles

Single-Track Subtitle DCCs conforming to a Streaming Delivery Target SHALL comply with the requirements and constraints defined in Section 6, Subtitle Elementary Streams with additional constraints defined as follows:

- The associated video track SHALL be the first video track defined within the same Period as the subtitle track. Note: all video tracks within a Period/AdaptationSet have the same properties from the perspective of a subtitle track.
- If the subtitle track's Track Header Box (`tkhd`) width and height values are non-zero, the width or height or both width and height SHOULD match the associated dimension defined for "Frame Size" in one of the Picture Formats listed in Annex C.2.4.3.

C.5.7. Constraints on Adaptation Sets

Adaptation Sets conforming to this Delivery Target SHALL comply with all of the requirements and constraints defined in [DStream] with the additional constraints defined as follows:

- All audio tracks within an Adaptation Set SHALL be encrypted or all SHALL be unencrypted; and
- All encrypted audio tracks within an Adaptation Set SHALL use the same key; and
- All video tracks within an Adaptation Set SHALL be encrypted or all SHALL be unencrypted; and
- All encrypted video tracks within an Adaptation Set SHALL use the same key; and
- All video tracks in the same Adaptation Set SHALL have matching SampleEntry type; and
- All DCC Adaptation Sets in a [DStream] MPD Period SHALL have the same Movie Header Box (`mvhd`) timescale value; and
 - Note: For a [DStream] Presentation, the Movie Header Box (`mvhd`) timescale is applied to the entire [DASH] Presentation Period, which is an independent timespan within the Presentation. This timescale value is independent of the track timescale in the Media Header Box (`mdhd`), which is specific to the media in the containing track, and should be different for different media sample frequencies in the same Period.
- All DCCs in the same Adaptation Set have matching Track Header Box (`tkhd`) fields as follows:
 - the values of width and height fields SHALL match; and
 - the values of the timescale field SHALL match; and
 - the values of the track_ID field SHALL match; and
- All DCCs in the same Adaptation Set SHALL have the same default_KID value for the Track Encryption Box (`tenc`) if the track is encrypted; and
- All DCCs in the same Adaptation Set SHALL be "time aligned" i.e. all DCCs in the same Adaptation Set SHALL have matching track fragment durations for all Movie Fragments with the same baseMediaDecodeTime and Movie Fragment sequence_number; and

Common File Format & Media Formats Specification Version 2.2

- All DCCs in the same Adaptation Set SHALL be “spatially aligned” i.e. all encoded and cropped sample counts SHALL be exact ratios of the Normalized Display Width and Normalized Display Height; and
- All DCCs in a Group of Adaptation Sets MAY use the same `track_ID` value to identify all DCCs and Adaptation Sets in the Group i.e. [DStream] `AdaptationSet@group` attribute in MPD = `track_ID` in the `'tkhd'`, `'trex'`, and `'tfhd'` boxes); and
- [DStream] `AdaptationSet@group` attribute SHALL follow the assignment in Table C-7.

Table C - 9 - [DStream] Group Assignment

[DStream] Group	Track Type
1	Primary Video
2	Secondary Video
5	Main Audio
6	Secondary Audio
7	Tertiary Audio
3	Main Subtitle
4	Secondary Subtitle
8	Other

Note: Any DCC file header in the Adaptation Set followed by a continuous and ordered sequence of movie fragments from that DCC or a DCC in the Adaptation Set with lower video codec Level, Profile, and Tier will form a valid DCC and therefore conform to `@bitstreamSwitching="true"` per [DASH]. A single initialization of a player’s video parsing, decryption, decoding, and presentation system is sufficient to present movie fragments selected from that subset of the Adaptation Set.

Common File Format & Media Formats Specification Version 2.2

Annex D. Internet Media Type Template and Parameters

The Media Type signaling defined in this Section SHALL be used when delivering DCCs.

- Media Type Template: SHALL be set to "video/vnd.dece.mp4".
- Media Type Parameters:
 - `profiles`: SHALL list all ISO brands signaled in the File Type Box (`'ftyp'`) in accordance with [RFC6381] Section 4.
 - `profile-level-idc`: SHALL list the [MP4RA] four character code for the Media Profile of each track in a comma separated list, in ascending `track_id` order. The Media Profile of the track is defined as follows.
 - Video track: SHALL define the Media Profile associated with the Video track.
 - Audio track: SHALL signal the lowest Media Profile supported by the Audio track and the Ecosystem(s) in which the file will be used. For example, a DCC to be used in an ecosystem which supports the SD Media Profile as the lowest Media Profile would use 'cfsd' for a stereo AAC audio track; that same track would use 'cpfd' if used in an Ecosystem in which the Portable Definition Media Profile is supported.
 - Subtitle track: SHALL signal the Media Profile associated with the Subtitle track as follows:
 - If the Subtitle track has any CFF-TT document that has been authored for a specific Media Profile or set of Media Profiles, the lowest Media Profile supported by the Subtitle track SHALL be signaled.
 - Note: CFF-TT documents are authored for a specific Media Profile if they conform to the CFF-TT Image based Profile, or if they conform to CFF-TT Text based Profile and one or more of these documents uses scalar length attributes.
 - If the Subtitle track contains CFF-TT documents that have all been authored to be Media Profile independent then the '`cfad`' code registered with [MP4RA] SHALL be signalled.
 - Note: CFF-TT documents can be Media Profile independent if they conform to the CFF-TT Text based Profile, no scalar length attributes are used and the performance constraints defined in Annex B.1.5 are not exceeded.
 - `codecs`: SHALL list each track, in ascending `track_id` order, in accordance with [RFC6381] Section 3.3. The [MP4RA] codecs code point SHALL be used for video and audio tracks. "`cfft`" SHALL be used for CFF-TT tracks utilizing the Text Profile (see Section 6.2.3.4) and "`cffi`" SHALL be used for CFF-TT tracks utilizing the Image Profile (see Section 6.2.3.5).
 - `protection`: SHALL list which protection scheme applies to each track, in ascending `track_id` order in a comma separated list, using the [MP4RA] four character code registered protection scheme value or 'none' to indicate that the track is not protected.
 - `languages`: SHALL list the associated language of all tracks, in ascending `track_id` order in a comma separated list, in accordance with [RFC5646]. The video track language SHOULD represent the original release language of the content.

Common File Format & Media Formats Specification Version 2.2

Annex E. The DECE File Format

The DECE File Format is based on the Common File Format, with enhancements to support the DECE Ecosystem. See [DSystem] for more information on the DECE Ecosystem.

E.1. DECE File Format

This Section defines an adaption of the Common File Format for the DECE Ecosystem.

The DECE File Format is defined by the 'uvvu' brand, which is a code point on the ISO Base Media File Format defined by [ISO]. The brand 'uvvu' SHALL incorporate support for all features of the 'ccff' brand defined in Section 2 with additional requirements defined in this Annex.

E.1.1. Extensions to the Common File Format

The Section defines additional boxes that SHALL be supported by the brand 'uvvu' in addition to the boxes required by the 'ccff' brand.

Table E - 1 – Additional Boxes of the DECE File Format

NL 0	NL 1	NL 2	NL 3	NL 4	NL 5	Format Req.	Specification	Description
bloc						0/1	Annex E.1.1.1	Base Location Box
	ainf					0/1	Annex E.1.1.2	Asset Information Box

Format Req.: Number of boxes required to be present in the container, where '*' means "zero or more" and '+' means "one or more". A value of "0/1" indicates only that a box might or might not be present but does not stipulate the conditions of its appearance.

E.1.1.1. Base Location Box ('bloc')

Box Type 'bloc'

Container File

Mandatory No

Quantity Zero or One

The Base Location Box is a fixed-size box that contains the Base Location and Purchase Location strings necessary for license acquisition, as defined in Sections 8.3.2 and 8.3.3 of [DSystem].

The Base Location Box ('bloc'), if present in the DCC:

- SHOULD immediately follow the File Type Box ('ftyp') in the DCC Header; and
- SHALL appear before the Movie Box ('moov').

Common File Format & Media Formats Specification Version 2.2

E.1.1.1.1. Syntax

```
aligned(8) class BaseLocationBox
    extends FullBox('bloc', version=0, flags=0)
{
    byte[256] baseLocation;
    byte[256] basePurlLocation; // optional
    byte[512] reserved = 0;
}
```

E.1.1.1.2. Semantics

- `baseLocation` – SHALL contain the Base Location defined in Section 8.3.2 of [DSystem], followed by null bytes (0x00) to a length of 256 bytes.
- `basePurlLocation` – optionally defines the Base Purl Location as specified in Section 8.3.3 of [DSystem], followed by null bytes (0x00) to a length of 256 bytes. If no Base Purl Location is defined, this field SHALL be filled with null bytes (0x00).
- `Reserved` – Reserve space for future use. Implementations conformant with this specification SHALL ignore this field.

E.1.1.2. Asset Information Box ('ainf')

The Asset Information Box ('ainf') SHOULD NOT be used. It is provided for backwards compatibility with previous releases of this specification. The Content Information Box ('coin') defined in Section 2.2.2 replaces the use the Asset Information Box ('ainf').

Box Type 'ainf'

Container Movie Box ('moov')

Mandatory Yes

Quantity Zero or One

The Asset Information Box ('ainf') contains file information to identify, license and play content within the DECE ecosystem.

The Asset Information Box ('ainf'), if present in the DCC:

- SHOULD immediately follow the Content Information Box ('coin') in the DCC Header; and
- SHALL appear before the Movie Box ('moov').

E.1.1.3. Syntax

```
aligned(8) class AssetInformationBox
    extends FullBox('ainf', version=0, flags)
```

Common File Format & Media Formats Specification Version 2.2

```
{  
    int(32)  profile_version;  
    string   APID;  
    Box      other_boxes[];    // optional  
}
```

E.1.1.4. Semantics

- `flags` – 24-bit integer defined as follows:
`hidden`: when set indicates that file should not be visible to the user. Flag value is `'0x000001'`.
- `profile_version` – indicates the Media Profile to which this container file conforms. The most significant 8 bits designate the profile (PD, SD, HD, etc.) as defined in the Annexes of this specification. The least significant 24 bits SHALL be set to the [UNICODE] UTF-8 representation of this DMedia Specification as defined in Annex A. , `DMEDIA_VERSION_NOPOINTS`.
- `APID` – indicates the Asset Physical Identifier (APID) of this container file, as defined in Section 5.5.1 “Asset Identifiers” of [DSystem].
- `other_boxes` – Available for private and future use.

E.1.2. Constraints on ISO Base Media File Format Boxes

E.1.2.1. File Type Box ('ftyp')

DCCs conforming to the DECE File Format SHALL include a File Type Box ('ftyp') as specified in Section 2.3.1 with the following constraints:

- The `'uvvu'` brand SHALL be set as a `compatible_brand` in the File Type Box ('ftyp'). Note: signaling of the `'uvvu'` brand indicates that the file fully complies with the requirements in this Annex.
 - If the `major_brand` field is set to `'uvvu'`, the `minor_version` field SHALL be set to the integer representation of `DMEDIA_VERSION_NOPOINTS` (defined in Annex A.).

E.1.3. Constraints on 'ccff' Boxes

E.1.3.1. Content Information Box ('coin')

DCCs conforming to the DECE File Format shall include a Content Information Box ('coin') as specified in Section 2.2.2 with the following constraints:

- Brand:
 - An `iso_brand` field SHALL be included with the value `"uvvu"`.

Common File Format & Media Formats Specification Version 2.2

- The `version` field which accompanies the above `iso_brand` value SHALL be set to the integer representation of `DMEDIA_VERSION_NOPOINTS` (defined in Annex A.).
- Asset:
 - A `namespace` field SHALL be included with the value `"urn:dece"`.
 - The `asset_id` field which accompanies the above `namespace` field SHALL be set to the Asset Physical Identifier (APID) of the DCC, as defined in Section 5.5.1 "Asset Identifiers" of [DSystem].

E.2. Media Profiles

The Media Profiles defined in Annex B. are not extended or constrained by the 'uvvu' brand.

E.3. Delivery Targets

The Delivery Targets defined in Annex C. apply to the 'uvvu' brand with the additional requirements defined in this Section.

E.3.1. Multi-Track Download Delivery Target

DCCs conforming to this Delivery Target and the 'uvvu' brand SHALL comply with the requirements and constraints defined in Annex 0 (Multi-Track Download Delivery Target) with the additional requirements defined in this Section.

E.3.1.1. Constraints on File Structure

DCCs conforming to this Delivery Target and the 'uvvu' brand SHALL comply with all of the requirements and constraints defined in Annex C.2.2 with the additional constraints defined as follows:

- The Base Location Box ('bl oc') SHALL be present in the DCC.

E.4. Internet Media Type Template and Parameters

The Internet Media Type Template and Parameter requirements defined in Annex D. apply for the DECE File Format.

E.5. File Extensions

The file extensions defined in Table E-2 apply for the DECE Ecosystem.

Table E - 2 – DECE File Format File Extension Requirements

DCC Type	File Extension
DECE Multi-Track DCC	.uvu
DECE Video Single-Track DCC	.uvv

Common File Format & Media Formats Specification Version 2.2

DCC Type	File Extension
DECE Audio Single-Track DCC	.uva
DECE Subtitle Single-Track DCC	.uvt

E.6. DECE Interoperability Points

The Tables below define which combinations of Media Profiles, Delivery Targets and mandatory codecs are supported by the DECE Ecosystem. These combinations are called “Interoperability Points”.

These Tables use the following headings:

- “Interoperability Point” – identifies the Interoperability Point.
- “Media Profile” – refers to a Media Profile defined in Annex B.
- “Delivery Target” – refers to a Delivery Target defined in Annex C.
- “Mandatory Video Codecs” – defines which video codecs, within the listed Media Profile, are mandated by the Interoperability Point. Content that complies with the Interoperability Point will have at least one video track available which is encoded with a mandatory video codec.
- “Mandatory Audio Codecs” – defines which audio codecs within the listed Media Profile are mandated by the Interoperability Point. Content that complies with the Interoperability Point will have at least one audio track available which is encoded with a mandatory audio codec.

Table E - 3 – AVC Download and Prepackaged Interoperability Points

Interoperability Point	Media Profile	Delivery Target	Mandatory Video Codecs	Mandatory Audio Codecs
SD-MDL	SD	Multi-Track Download	AVC	MPEG-4 AAC 2-Channel
HD-MDL	HD	Multi-Track Download	AVC	MPEG-4 AAC 2-Channel
SD-AVC-SDL	SD	Single-Track Download	AVC	MPEG-4 AAC 2-Channel
HD-AVC-SDL	HD	Single-Track Download	AVC	MPEG-4 AAC 2-Channel
SD-AVC-PP	SD	Pre-Packaged	AVC	MPEG-4 AAC 2-Channel
HD-AVC-PP	HD	Pre-Packaged	AVC	MPEG-4 AAC 2-Channel

Table E - 4 – AVC Streaming Interoperability Points

Interoperability Point	Media Profile	Delivery Target	Mandatory Video Codecs	Mandatory Audio Codecs
SD-AVC-STR	SD	Streaming	AVC	MPEG-4 AAC 2-Channel
HD-AVC-STR	HD	Streaming	AVC	MPEG-4 AAC 2-Channel

Table E - 5 – HEVC Download and Prepackaged Interoperability Points

Interoperability Point	Media Profile	Delivery Target	Mandatory Video Codecs	Mandatory Audio Codecs
SD-HEVC-SDL	SD	Single-Track Download	AVC or HEVC	MPEG-4 AAC 2-Channel

Common File Format & Media Formats Specification Version 2.2

HD-HEVC-SDL	HD	Single-Track Download	AVC or HEVC	MPEG-4 AAC 2-Channel
SD-HEVC-PP	SD	Pre-Packaged	AVC or HEVC	MPEG-4 AAC 2-Channel
HD-HEVC-PP	HD	Pre-Packaged	AVC or HEVC	MPEG-4 AAC 2-Channel

Table E - 6 –HEVC Streaming Interoperability Points

Interoperability Point	Media Profile	Delivery Target	Mandatory Video Codecs	Mandatory Audio Codecs
SD-HEVC-STR	SD	Streaming	AVC or HEVC	MPEG-4 AAC 2-Channel
HD-HEVC-STR	HD	Streaming	AVC or HEVC	MPEG-4 AAC 2-Channel

Note: the PD, xHD, mUHD, hUHD, mHDR10, hHDR10, DV and HDR12 Media Profiles are not currently supported by the DECE Ecosystem in the form of Physical Assets.

END